



CHIPPING NORTON TOWN COUNCIL

THE GUILDHALL, CHIPPING NORTON, OXFORDSHIRE OX7 5NJ

TEL: 01608 642341 Fax: 01608 645206

Email: townclerk@chippingnorton-tc.gov.uk

Office Hours: Mon – Fri 9am – 1pm

TOWN CLERK: Luci Ashbourne

19th January 2023

SUMMONS TO ATTEND A MEETING OF STRATEGIC PLANNING COMMITTEE

TO: All Members of the Strategic Planning Committee

VENUE: Council Chamber, Chipping Norton Town Hall

DATE: Wednesday 25th January 2023

TIME: 6:30pm

Luci Ashbourne
Town Clerk

A handwritten signature in blue ink, appearing to read 'Luci Ashbourne', is written over the printed name and title.

Recording of Meetings

Under the Openness of Local Government Bodies Regulations 2014 the council's public meetings may be recorded, which includes filming, audio-recording as well as photography.

A G E N D A

1. Apologies for absence

To consider apologies and reasons for absence.

Committee members who are unable to attend the meeting should notify the Town Clerk (townclerk@chippingnorton-tc.gov.uk) prior to the meeting, stating the reason for absence.

2. Declaration of interests

Members are reminded to declare any disclosable pecuniary interests in any of the items under consideration at this meeting in accordance with the Town Council's code of conduct

3. Minutes

- a. To approve the Minutes of the Committee meeting held on 16th November 2022
- b. To note the minutes of the following sub-committee meetings:
 - (i) Planning Sub-Committee held on 29th November 2022
 - (ii) Planning Sub-Committee held on 10th January 2023
 - (iii) Traffic Advisory Sub-Committee held on 12th January 2023.

4. Public Participation

The meeting will adjourn for this item

Members of the public may speak for a maximum of five minutes each during the period of public participation.

5. Committee action plan

To note

6. East Chipping Norton Development

To receive an update regarding the East Chipping Norton Development.

7. Walterbush Road Bus Shelter

To receive costings from Oxfordshire County Council to install sides and a bench on the Walterbush Road bus shelter and agree next steps.

8. Grit bin request

To receive a request to install two grit bins in the town and agree next steps.

9. Benches

To receive an update on town benches and agree next steps.

10. Albion Street Safety Improvements

To consider and approve proposed plans from Oxfordshire County Council for road safety improvements to the Albion Street/London Road junction.

11. Playing Pitch Strategy

To receive, consider and note WODC's adopted playing pitch strategy.

12. Chipping Norton Air Quality Action Plan

To nominate a representative to sit on WODC's Air Quality Steering Group.

13. Planning Applications

To receive a schedule of planning applications from West Oxfordshire District Council.

14. Date of Next Meeting – Wednesday 22nd March 2023



CHIPPING NORTON TOWN COUNCIL

THE GUILDHALL, CHIPPING NORTON, OXFORDSHIRE OX7 5NJ

TEL: 01608 642341

Email: townclerk@chippingnorton-tc.gov.uk

Office Hours: Mon – Fri 9am – 1pm

Minutes of a Strategic Planning Committee meeting held on the 16th November 2022 at 6:30pm in the Council Chamber, Chipping Norton Town Hall

PRESENT: Cllrs Sandra Coleman (acting Chair), Chris Butterworth, David Heyes, and Cllr Steve Akers (substituting, arrived 6:35pm)

ALSO PRESENT:

Katherine Jang, Deputy Town Clerk

1 member of the public

SPC29	Apologies for absence Apologies were received from Cllrs Mark Walker, Rachel Foakes, Archie Miles, Emily Holmes. Cllrs resolved to elect an acting Chair for the meeting. Cllr Heyes proposed to elect Cllr Coleman as acting Chair, seconded by Cllr Butterworth. All in favour, motion carried. RESOLVED: That Cllr Sandra Coleman is elected acting Chair for the duration of the Committee meeting.
SPC30	Declaration of interests None received.
SPC31	Minutes a. RESOLVED: That the Minutes of the Committee meeting held on 6 th July 2022 were signed as an accurate record of the meeting by the Chair. b. Cllrs noted the following sub-committee meetings: a. Traffic Advisory meeting held on 14 th July 2022 b. Planning Sub-Committee meeting held on 17 th August 2022 c. Planning Sub-Committee meeting held on 8 th November 2022.
SPC32	Public Participation None received.
SPC33	Committee Action Plan Cllrs noted the ongoing Committee Action Plan.
SPC34	East Chipping Norton Development Members received a verbal update from the Chair and Cllr Heyes. An abbreviated vision statement has now been made, which will be used to inform the developers and residents about the desires for the new development. Councillors mentioned that they are concerned the developers are putting profits above the needs of residents and community members.

SPC35	<p>Town Centre Benches</p> <p>Cllrs received a verbal report from the Deputy Clerk about town centre benches. The second phase of bench restorations is being undertaken and should be completed over the coming weeks.</p> <p>New memorial benches have been approved and will be installed in early December, at New Street near Diston's Lane, the New Street recreation area, and the Millennium Garden.</p> <p>Cllrs discussed the new curved bench for the Millennium Garden.</p> <p>Cllrs discussed the basing medium for the bench and noted that the permeable plastic pavers might require more maintenance over the years. Cllrs preferred a solid surface such as engineered rubber or bonded gravel and agreed that concrete should be the alternative choice if the other two choices were not suitable.</p> <p>Members agreed that the 3-unit bench would be suitable for the area due to the shape and capacity.</p> <p>In principle, Cllrs are happy with the location chosen by Cllrs Walker and Coleman subject to the size of the 3-unit bench.</p> <p>Cllr Heyes proposed that a 3-unit bench should be chosen and that the Clerk should investigate quotes for alternative bases and bring to a future meeting, seconded by Cllr Butterworth. All in favour, motion carried.</p> <p>RESOLVED: That a 3-unit curved bench is chosen, and to delegate to the Clerk to investigate and receive further quotations for engineered rubber, bonded gravel, and concrete bases for the bench.</p> <p>Cllrs queried whether there has been a ceremony unveiling new memorial benches. Cllrs agreed that a Ceremony with a ribbon unveiling should be arranged for the new memorial benches at New Street on the same day.</p>
SPC36	<p>Road Safety Week</p> <p>Cllrs received a verbal update from Cllr Akers. Cllr Akers relayed that Road Safety Week had a gazebo on Topside which was manned by Town Councillors and OCC Highways Officers.</p> <p>Cllr Akers noted that they received good engagement from pedestrians, most saying that more crossings were required, and advocacy from grandparents and parents for a crossing at the bottom of New St near the playground as it is quite dangerous. They have had strong positive feedback about the new 20mph speed limit. Cllrs suggested that the Town Council staff analyse the written feedback received from community engagement.</p> <p>Cllrs noted that more volunteers would be beneficial for Saturday 19th Nov.</p>
SPC37	<p>Active Travel</p> <p>Cllrs received a verbal report from Marcus Simmons from Transition Chipping Norton regarding crossings and improved pavements in town, active travel, and exploratory ideas for a Cyclocross Course in Chipping Norton.</p> <p>Crossings and improved pavements:</p> <p>Cllrs mentioned that the crossings on Banbury Rd near The Pillars need to be added to the document.</p>

	<p>RESOLVED: Cllr Heyes proposed that the Committee formally supports these proposals and that the presentation is sent to OCC Highways Officers for consideration, seconded by Cllr Butterworth. All in favour, motion carried.</p> <p>Active travel: Cllrs mentioned the potential for funding from West Oxfordshire District Council's Prosperity fund to pay for signage through the town. Cllrs suggest working with Top School to promote safe cycling for children through town, and to liaise with OCC Highways Officers to promote cycling and walking paths through town.</p> <p>RESOLVED: Cllr Akers proposed that the Committee formally supports these actions and that the document is sent to LCWIP Officer, Highways Officers, and WODC Market Towns Officer, seconded by Cllr Butterworth. All in favour, motion carried.</p> <p>Cyclocross Course: Cllrs suggested that Transition Chipping Norton continues initial scoping research work and submits a proposal to the Council at a later date.</p>
SPC38	<p>Chipping Norton LCWIP Members received a verbal update from the Chair. No report has yet been received from Oxfordshire County Council's Transport Planner. The Chair noted that they had an LCWIP meeting with OCC Officer Natalie Moore the previous week. Woodstock's LCWIP plan will be implemented before Chipping Norton's so there will be learnings to be made from that.</p>
SPC39	<p>LTCP: Part Two Timetable and A44 Corridor Strategy No report has yet been received from Oxfordshire County Council's Transport Planner.</p>
SPC40	<p>Budget Members received a draft committee budget from the Responsible Finance Officer. This budget is subject to change based on the overall picture and will need to be agreed at the next Full Council meeting. Cllrs mentioned that it is important to demarcate professional fees from the general administration budget. Cllr Akers proposed to bring the draft Committee budget as prepared by the Responsible Finance Officer to the next Full Council meeting to be approved with no further amendments, seconded by Cllr Heyes. All in favour, motion carried. RESOLVED: That the draft committee budget is brought to the next Full Council meeting to be agreed, subject to the overall picture.</p>
SPC41	<p>Chipping Norton Town Video Cllrs received a verbal report from the Deputy Clerk about the Chipping Norton Town video which has been produced and paid for by West Oxfordshire District Council. The video has been finished but includes music rather than a voiceover about the town. Cllrs discussed paying £180 for a professional voiceover as this video will be used on the Town Council website and www.cotswolds.com as a promotional tool for the town. Cllr Heyes proposed to pay for the professional voiceover, seconded by Cllr Akers. All in favour, motion carried.</p>

	RESOLVED: That the Council will pay £180 for professional voiceover for the Chipping Norton Town Video.
SPC42	<p>Supplementary Planning Consultation</p> <p>Cllrs received and responded to a consultation from West Oxfordshire District Council regarding the Revised Developer Contributions Supplementary Planning Document survey.</p> <p>Cllrs agreed that the draft survey response was adequate with the following amendments below:</p> <p>Affordable Housing: Some contradictory information has been received about affordable housing, and it would be beneficial to have more clarity about the provision of affordable housing in new developments. It is unclear if affordable housing will need to be provided onsite or offsite, and whether this will be included at the master planning stage.</p> <p>There also needs to be a consistent definition about what affordable housing is and be stated clearly in the SPD.</p> <p>Emergency services: Ambulance service is slow and poor as there is no local station.</p> <p>Waste and recycling: There is a lack of waste and recycling centres near to Chipping Norton. The facilities which used to be provided in the car parks (New St) have been removed. There is a need for a replacement for what has been removed from the car parks which could augment the kerbside collections. A drive-in centre near Greystones by the depot would be an ideal location.</p> <p>Utilities: Water and sewage are both problems for Chipping Norton. Thames Water cannot cope with the current capacity, let alone the additional lode from the East Chipping Norton development. More cooperation between gas, water, and electricity companies is required.</p>
SPC43	<p>Planning applications</p> <p>APPLICATION NO: 22/02897/HHD</p> <p>PROPOSAL: Replace the existing single storey rear extension and the addition of 2 rear velux windows.</p> <p>LOCATION: 21 Distons Lane, Chipping Norton, Oxfordshire</p> <p>No objection: Cllrs mentioned that the proposed application for the rear extension will be an improvement to what was previously on the site.</p> <p>APPLICATION NO: 22/02899/HHD</p> <p>PROPOSAL: Erection of a Garage office, including an electric car charging point</p> <p>LOCATION: The Old Piggery, Toy Lane, Chipping Norton, Oxfordshire</p> <p>No objection: No comment.</p>
SPC44	<p>Date of next meeting</p> <p>Wednesday 25th January 2023</p>

--	--

The Chair closed the meeting at 8:00 pm.

DRAFT



CHIPPING NORTON TOWN COUNCIL

THE GUILDHALL, CHIPPING NORTON, OXFORDSHIRE, OX7 5NJ

Tel: 01608 642341

Email: townclerk@chippingnorton-tc.gov.uk

Office Hours: Mon – Fri 9am – 1pm
www.chippingnortontowncouncil.co.uk

Minutes of a Planning Sub-Committee Meeting held on the 29th November 2022, at 2pm in The Council Chamber, Chipping Norton Town Hall

PRESENT: Cllrs David Heyes (Chair), Sandra Coleman, Chris Butterworth

ALSO PRESENT:

Katherine Jang, Deputy Town Clerk

PSC11	Apologies for absence No apologies for absence were received.
PSC12	Declarations of interest No declarations of interest were received.
PSC13	Minutes AGREED: That the Minutes of the sub-committee meeting held on the 8 th November 2022 were approved and signed as an accurate record of the meeting by the Chair.
PSC14	Public Participation None received.
PSC15	Applications for consideration and planning appeals 1. APPLICATION NO: 22/03115/ADV PROPOSAL: Erection of an internally illuminated fascia sign along with the relocation of the existing unit number. LOCATION: 23 Worcester Road Industrial Estate, Chipping Norton, Oxfordshire No objection, no comment. 2. APPLICATION NO: 22/02983/S73 PROPOSAL: Variation of conditions 2 and 3 of permission 22/00427/HHD to allow an additional dormer to the South East Elevation and insertion of roof lights along with changes to the tiles and pitch of the roof and reduction of ground floor extension on North East elevation along with a canopy over access door to lobby. LOCATION: 18 Common Lane, Chipping Norton, Oxfordshire No objection, no comment. 3. APPLICATION NO: 22/02980/FUL PROPOSAL: Demolition of the existing buildings. Construction of twelve dwellings with associated access, parking and amenity.



CHIPPING NORTON TOWN COUNCIL

THE GUILDHALL, CHIPPING NORTON, OXFORDSHIRE, OX7 5NJ

Tel: 01608 642341

Email: townclerk@chippingnorton-tc.gov.uk

Office Hours: Mon – Fri 9am – 1pm

www.chippingnortontowncouncil.co.uk

	<p>LOCATION: Bliss, Brassey and Wilkins House, Hailey Avenue, Chipping Norton, Oxfordshire</p> <p>No objection, although Cllrs had queries about the design and materiality of the flats. Residents have expressed a desire for a sustainable, 0 carbon development built to passivhaus standards, and Cllrs queried if more could be done to build the houses to this standard. Cllrs also noticed that the layout of the flats show the bin storage and mobility scooter areas located far away from the flats, which could pose a problem for those with mobility issues. The wording in the Design and Access statement notes that the flats will be for “affordable housing” and social rents, but that it would be useful to have more clarity about these terms. Additionally, Cllrs hoped that the paved areas would be porous and permeable.</p> <p>4. APPLICATION NO: 22/03205/HHD PROPOSAL: Construction of replacement garden room. LOCATION: 44 New Street, Chipping Norton, Oxfordshire</p> <p>No objection, no comment.</p> <p>5. Pre-Application comments only PROPOSAL: Upgrade of existing telecoms base station installation at Cornerstone LOCATION: Chipping Norton Football Club, Hailey Road, Chipping Norton, Oxfordshire, OX7 5DQ</p> <p>Supportive, in principle Cllrs are supportive of this upgrade in view of the upcoming East Chipping Norton development.</p>
--	---

The Chair closed the meeting at 2:15 pm.



CHIPPING NORTON TOWN COUNCIL

THE GUILDHALL, CHIPPING NORTON, OXFORDSHIRE, OX7 5NJ

Tel: 01608 642341

Email: deputyclerk@chippingnorton-tc.gov.uk

Office Hours: Mon – Fri 9am – 1pm
www.chippingnortontowncouncil.co.uk

TOWN CLERK: Ms Luci Ashbourne

Minutes of a Planning Sub-Committee Meeting held on the 10 Jan 2023, at 2pm in The Council Chamber, Chipping Norton Town Hall (No quorum)

PRESENT:

Cllrs David Heyes (Chair), Sandra Coleman

ALSO PRESENT:

Katherine Jang, Deputy Town Clerk

The Chair opened and then closed the meeting due to it not being quorate.

All items, where possible, will be sent to the Strategic Planning Committee meeting held on 25th January 2023.

The Chair closed the meeting at 2:15pm

CHIPPING NORTON TOWN COUNCIL



THE GUILDHALL, CHIPPING NORTON, OXFORDSHIRE OX7 5NJ

TEL: 01608 642341

Email: townclerk@chippingnorton-tc.gov.uk

Office Hours: Mon – Fri 9am – 1pm

Minutes of the **Traffic Advisory Sub-Committee** held via Zoom on the
12th January 2023 at 6:30pm

The following members were present:

Cllr Mark Walker

Cllr Sandra Coleman

Cllr Geoff Saul (member for OCC and WODC)

Mike Dixon (Public Transport Users Representative) Cllr Mike Cahill (member for WODC)

Mike Wasley (OCC Officer)

Marcus Simmons (Transition Chipping Norton)

Cllr Steve Akers (arrived at 6:45pm)

Also in attendance:

Luci Ashbourne – Town Clerk

One member of the public.

TAC15	Apologies for Absence There were no apologies received.
TAC16	Declaration of interests No declarations of interest were received.
TAC17	Minutes Mike Cahill proposed that the minutes are an accurate record of the meeting held on the 14 th July 2022, Cllr Mark Walker seconded. All in favour, motion carried. RESOLVED: That the minutes from the 14 th July 2022 were approved and will signed by the Chair at the earliest convenience.
TAC18	Public Participation A member of the public spoke to members about the state of the pavements creating slip and trip hazards in Chipping Norton -particularly following recent leaf fall. They gave the example of the path going to and from the health centre. OCC officers and members considered whether slippery paths would need to be reported via Fix-My-Street. It was agreed that the OCC officer would take it back to highways and identify what the process is. Members then discussed ice and snow. Talked process and responsibility. The Town Clerk shared with members that the OCC gritting route and schedule, and grit bin maps are on the Town Council's website.
TAC19	County Officer's Report The Traffic and Road Safety report from OCC Officer was noted. The officer noted that all proposed works for 2023/2024 can be found on an interactive and continually updated map of the major maintenance programme, which is always

	<p>available on the County Council's website, via following the link: - Map (highway-iams.uk)</p> <p>The Officer shared the proposed Albion Street road safety improvements and welcomed feedback from the committee.</p> <p>Members enquired about the timings of any agreed works – the officer confirmed that once there is an agreed scheme it will then go into detailed design. The funding would come from the next financial year, and the meantime can be used to finalize and ensure all are happy before implementation.</p> <p>The Chair thanked the officer for the work on this, and stressed that it was welcome progress.</p> <p>Members discussed that the primary difference is that the junction is narrowed into Albion Street so there is less distance to cross the road. The path is wider and provides a much clearer view along Albion Street.</p> <p>The entrance to Rock Hill improvements are also welcome, and The Chair felt this matched the discussion that was had on site.</p> <p>Marcus Simmons shared he felt that this proposal seemed different to the original suggestions.</p> <p>Cllr Steve Akers welcomed the proposal and thanked County Officers. Cllr Steve Akers also thanks officer for the report on lining and the junction with Station Road and the A44.</p> <p>The Chair proposed that the document is sent to the next Strategic Planning meeting for consideration before final sign off.</p> <p>Cllr Geoff Saul agreed and noted that he was very happy with the proposals.</p> <p>Cllr Sandra Coleman asked if anyone had spoken to residents nearby for feedback. All agreed this would be helpful.</p> <p>Cllr Sandra Coleman asked where the plans for the New Street crossing area, as that is at least as urgent as this one. The Chair replied and confirmed that is part of the LCWIP process and is awaiting an update from the lead officer on that.</p> <p>Cllr Mike Cahill confirmed total support and that he is in touch with residents and confident they will also be in support of this.</p> <p>RESOLVED: That the Traffic Advisory Sub-Committee fully support these plans, and that they're sent to the next Strategic Planning Committee for final approval.</p>
TAC20	<p>District Officer's Report</p> <p>There was no report to consider.</p>

TAC21	<p>Update from Cllr Saul on OCC Highways matters including the HGV working group</p> <p>Cllr Geoff Saul noted the following:</p> <ul style="list-style-type: none"> • That the OCC Budget for 2023/2024 has a number of items on it that will improve public transport. This needs to be agreed at Full Council in February 2023. • Oxford Park and Ride – There is new initiative where an individual can park and ride for £4 per person. There is an extension of this scheme provided for in the budget. • Freight Strategy - At the moment the strategy has no budget for implementation. • Corridor Travel plans – these are aimed at supporting the delivery of a zero-carbon transport system, and promoting active travel and public transport <p>Cllr Geoff Saul noted that the A44 has been broken down into sections and the proposed solutions appear to be a bit cut and paste.</p> <p>Cllr Geoff Saul also noted that a lot of the proposals are good, but there were some that would not work in Chipping Norton. Feedback on this has been provided, and the hope is that a much more meaningful plan will be presented in the future. The hope is that this will feed into the Freight Strategy and a weight limit and/or alternative routes for Chipping Norton.</p> <p>The Chair asked what the timing would be with this - Cllr Geoff Saul confirmed that there are no specific deadline, but that the final reports should be ready for approval in the spring. This is feeding into action plans as opposed to budgets at this stage.</p> <p>The Chair asked about potential duplication and cross over – for example the LCWIP plans include safe crossings too. Cllr Geoff Saul confirmed that the same officers leading on crossings are working on both strategies, and therefore this work is joined up.</p> <p>Cllr Geoff Saul confirmed that an update from the HGV working group will be provided after the next meeting.</p> <p>Members agreed that Oxfordshire County Council momentum feels very different and much more positive since the new administration have been in place.</p> <p>Cllr Steve Akers asked if there are plans to put some of these documents into the public domain. Cllr Geoff Saul confirmed he will send a written report to the Town Council Office, which will be published on the Council's website and on social media.</p>
TA22	<p>Cycling</p> <p>Atkins invited Transition Chipping Norton to their consultation on the A44 corridor. Transition Chipping Norton submitted some suggestions – particularly on the area around Chipping Norton, and noted that a local logistic hub which would make a substantial difference, as well as active travel routes along The Salt way.</p> <p>Transition Chipping Norton also asked that an easy access grant fund be set up to encourage community suggestions for sustainable travel solutions.</p> <p>Marcus Simmons has created an active travel map – which contains the town routes and the out of town routes that should be promoted – including The Saltway. If anyone would like to be involved then they can register and access the map. The Town Clerk</p>

	<p>will circulate the information with members following the meeting. Marcus Simmons also met with Simon Banks who is an active travel champion in Oxford and London. Marcus will write a report to be circulated with members of the Sub-Committee.</p> <p>The proposed Banbury Road Development from Rainier public consultation is now live. Members discussed implications for the East Chipping Norton Development and The Saltway in terms of connection.</p> <p>Marcus Simmons confirmed that there are ongoing plans to reconvene the cycling meetings and start cycling promotion events – these are in the pipeline. The Chair suggested that looking at the survey that was carried out in the school and using that as a starting point.</p>
TAC23	<p>Road Safety Cllr Sandra Coleman noted that on the Banbury Road there is pedestrian crossing that has been installed but is not yet operational. Residents have to walk 15 minute detour to safely cross. The OCC Officer confirmed that the crossing probably still sits with the developers. The officer confirmed that they will contact the developers to get an update as soon as possible.</p> <p>Cllr Steve Akers reiterated that this issue came up very strongly during Road Safety Week, and that anything that can be done to ensure they're operational as soon as possible will be hugely appreciated.</p>
TAC24	<p>Correspondence Members noted correspondence from Cllr Coleman to the local policing team regarding engaging with OCC about replacing the 30mph speed warning signs and roundels on Churchill Road. Cllr Steve Akers confirmed that this was something he had previously reported through Highways Officers and via Fix My Street, and he had pretty much the same response. Cllr Steve Akers stressed that this cannot wait until the 20mph scheme is initiated in the future. The OCC Officer agreed to try to get some movement on this. All agreed this is vital. Members as about costings for the Town Council to install a speed indicator device.</p> <p>RESOLVED: That the Town Clerk contact the highways team to ask for a quotation and advice on the process of installing a speed indicator device.</p> <p>Cllr Steve Akers left the meeting at 7:40pm</p>
TAC25	<p>Any other business Mike Dixon confirmed that Stagecoach have been taken over by Infomobility – which as brought about lots of management changes. The concern is that there may be cuts to provision, but this is speculation at this stage. Cllr Geoff Saul confirmed he could check with the relevant officer at OCC if there are any particular concerns and report back.</p> <p>The Town Clerk noted that West Oxfordshire District Council have recently launched a review The Air Quality Action Plans (AQAPs) for the Air Quality Management Areas (AQMAs) in Witney and Chipping Norton. The officers have asked for a representative to be nominated to join The Steering Group. Members asked that more information</p>

	<p>is provided on what this looks like in terms of meetings times, location and frequency, and that a rep will be nominated at the Strategic Planning meeting once this information is provided.</p> <p>A member of the public mentioned concerns around the Banbury Road development proposals – in that he agrees it needs an active travel route, but it should also to consider public transport services and access to bus stops. Marcus Simmons asked whether the sub-committee should get together to respond to the consultation. The Chair confirmed that the views expressed at this meeting will be fed into the Town Council's response at the consultation meeting with the developers.</p>
TAC26	<p>Date of next meeting Thursday 27th April 2023, 2pm.</p> <p>The meeting closed at 7:52pm</p>

Signed by the Chair:

Date.....

Agenda item 5 – Committee action plan

Action	Whose involved?	Budget	Commencement	Completion	Notes/Comment
Undertake an audit and needs assessment of sports provision across the Town and then feed this into WODC's planning needs assessment	CNTC/ Staff / Clubs/ Associations/WODC	N/A	Sep-22	Jan-22	WODC's sports and pitch provision strategy is on the agenda.
Promote active travel and transport in the Town	CNTC/Transition CN/Working group/TAC		Ongoing	Ongoing	LCWIP
Delivering the East Chipping Norton Development Vision Statement	CNTC/OCC/WODC//working group/Community First		Ongoing	Ongoing	Master-planning process paused. Letter sent to OCC and WODC. Possible partnership working with Community First being explored. The initial strategy/agreement is being agreed at Full Council and will return to this Committee once in place.
20mph scheme for Chipping Norton	CNTC/OCC TAC		April 22	April 23	Consultation complete. Report published.
Chippy Phone Box	CNTC staff/CNarts		Jul-21	Ongoing	CNTC are managing the rota.
Using WODC's parking funding to promote active travel in the town	CNTC/WODC/Contractors	£4000 EMR	May 21	May-23	Bike repair stands greed by cabinet member and officer. Proposed location – Outside the Leisure Centre and by the bike racks on top row. Awaiting response/permission from OCC.
New bus shelter at Walterbush road	CNTC/OCC	£106	2020	April 23	New shelter installed. Quotes for sides/seats on the agenda. Planters have herbs planted in them.
Restoring the town's municipal and memorial benches	CNTC staff/contractors	Street Scene budget and EMR	May 21	May 23	Ten benches complete. Second phase underway. The Covid memorial bench for the Millennium Garden is due to be installed on 20 th January 2023. The new Memorial benches on New Street and New Street Common have been installed. We are still awaiting quotations for engineered surfacing as request by the Committee for the curved bench on the Millennium Garden.
Reducing HGV's in the town centre	CNTC/OCC/TAC/working group	£8000 for re-routing signs	Ongoing	Ongoing	HGV re-routing signage has been installed. Working with OCC to help identify safer HGV routes.
Road Safety	CNTC/OCC/TAC		Ongoing	Ongoing	Awaiting consultation on proposed new crossings in town centre from OCC – design are being drawn up Road Safety week was held on – 21 st -25 th November 2022. Planning for 2023 to commence in the summer. Proposed improvements for Albion Street on this agenda.

Agenda item 7 – Walterbush Road bus shelter

Following a request from a resident, the Committee agreed to scope out costings for side panels and seats to be fitted to the Walterbush Road bus shelter.

Oxfordshire County Council have contacted the supplier, who have provided the following quotation:

To retrofit half end side panels and a full width bench seat with arms to

Walterbush Lane bus shelter. Cost is to supply and

Install **£1808.25**

Recommendation

a. That the Committee consider the request and related costs for sides and a bench seat to be installed on the Walterbush Road Bus Shelter.

Agenda item 8 – Grit bin request

A resident has put the following request:

I believe the new Banbury Road , Bloor “The Pillars” Development in Chipping Norton , has been adopted or is in the very closing stages of being adopted.

We have 100 dwellings paying our council tax, could you please provide some grit bins in strategic places to prevent slips trips and falls.

The resident included a map which identifies where they feel the two grit bins would be most helpfully placed (please note the dog foul bin request has gone to WODC for their consideration and is not a CNTC matter at this stage)



Information from Oxfordshire County Council:

All new requests for salt bins are assessed by Oxfordshire County Council. Salt bins are available for purchase through your town or parish council. Please contact them first. Each bin costs £250 plus VAT and covers supply, installation and first fill.

Therefore, this request – if approved by the committee, would then be assessed by OCC ahead of installation.

Recommendation

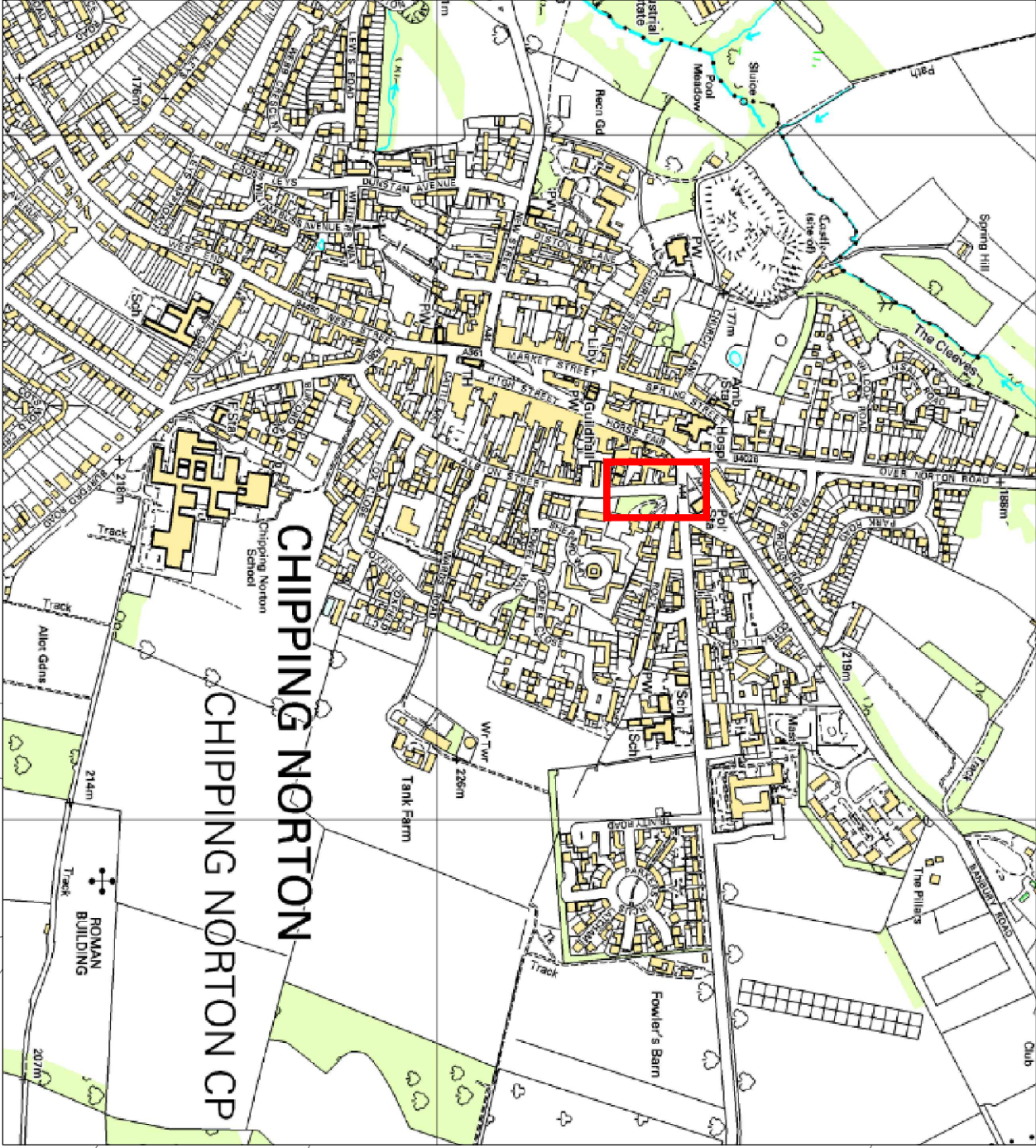
a. That the committee considers the request, and related costs for two grit bins to be installed at the sites identified.



- Notes:
- Do not scale from this drawing.
 - Site verify all dimensions prior to construction.
 - Drawings are subject to change without notice. Drawing Originator immediately.
 - This drawing is to be read in conjunction with all relevant documents and drawings.

KEY:

- Proposed Footway
- Proposed Road Construction
- Proposed Verge
- Proposed Herringbone Block Paving
- Proposed Road Markings
- Existing Road Markings
- Proposed Vehicular Vision Splays
- Proposed Pedestrian and Shared Use Vision Splays
- Tactile Paving (Blister Buff)
- Proposed Gully (see note 6)
- PG
- Existing Lighting Column



Client

Revisions

Rev	Date	Description	Drn	Chkd	App
F01	19/12/2022	ISSUED FOR FEASIBILITY STATUS	BN	MG	EA

Project Name

ALBION STREET
CHIPPING NORTON

Feasibility

Drawing Originator

MILESTONE
INFRASTRUCTURE

A part of **Milestone Services**

Westlands Court, Buntingford, Cambridgeshire, SG9 2SF

This drawing is copyright of Milestone Infrastructure and shall not be reproduced without prior written permission

Drawing Status

Project Name

ALBION STREET
CHIPPING NORTON

Feasibility

Sheet Size

Scale

1:100

Drawn By

BN

Checked By

MG

Approved By

EA

Drawn Date

12-12-2022

Checked Date

16-12-2022

Approved Date

19/12/2022

Drawing Number

8:10100-MIL-HGN-ALS-DH-CH-0001

Status

Rev

01



WEST OXFORDSHIRE PLAYING PITCH STRATEGY STRATEGY & ACTION PLAN REPORT

FEBRUARY 2022

QUALITY, INTEGRITY, PROFESSIONALISM

Knight, Kavanagh & Page Ltd
Company No: 9145032 (England)

MANAGEMENT CONSULTANTS

Registered Office: 1 -2 Frecheville Court, off Knowsley Street, Bury BL9 0UF
T: 0161 764 7040 E: mail@kkp.co.uk www.kkp.co.uk



Cert Num: 6543-QMS-001

WEST OXFORDSHIRE PLAYING PITCH STRATEGY & ACTION PLAN

CONTENTS

PART 1: INTRODUCTION	1
PART 2: VISION	11
PART 3: AIMS.....	12
PART 4: ISSUES, SCENARIOS AND RECOMMENDATIONS	13
PART 5: STRATEGIC RECOMMENDATIONS	31
PART 6: ACTION PLAN.....	46
BURFORD-CHARLBURY	49
CARTERTON	53
CHIPPING NORTON	58
EYNSHAM – WOODSTOCK.....	61
WITNEY.....	66
PART 7: HOUSING GROWTH SCENARIOS.....	71
PART 8: DELIVER THE STRATEGY AND KEEP IT ROBUST AND UP TO DATE	78
APPENDIX 1: SPORTING CONTEXT	82

WEST OXFORDSHIRE PLAYING PITCH STRATEGY & ACTION PLAN

ABBREVIATIONS

3G	Third Generation (artificial turf)
AGP	Artificial Grass Pitch
AP	Active Partnership
BC	Bowls Club
BE	Bowls England
CC	Cricket Club
CFA	County Football Association
CIL	Community Infrastructure Levy
ECB	England and Wales Cricket Board
EH	England Hockey
FA	Football Association
FC	Football Club
FE	Further Education
FF	Football Foundation
FIT	Fields in Trust
FTP	Football Turf Pitch
GIS	Geographical Information Systems
GLL	Greenwich Leisure Limited
GMA	Grounds Management Association
HE	Higher Education
HC	Hockey Club
IRB	International Rugby Board
KKP	Knight, Kavanagh and Page
LMS	Last Man Stands
LTA	Lawn Tennis Association
MOD	Ministry of Defence
NGB	National Governing Body
NPPF	National Planning Policy Framework
ONS	Office for National Statistics
OFA	Oxfordshire Football Association
PPS	Playing Pitch Strategy
RFU	Rugby Football Union
RFL	Rugby Football League
RLFC	Rugby League Football Club
RUFC	Rugby Union Football Club
S106	Section 106
TC	Tennis Club
TGR	Team Generation Rate
U	Under
WO	West Oxfordshire
WODC	West Oxfordshire District Council
WR	World Rugby

WEST OXFORDSHIRE PLAYING PITCH STRATEGY & ACTION PLAN

PART 1: INTRODUCTION

Knight, Kavanagh & Page Ltd was appointed by West Oxfordshire District Council (WODC) to undertake an assessment and develop a strategy for all formal outdoor playing pitch facilities across the authority to assist in strategically planning for the future.

This is the Playing Pitch Strategy for West Oxfordshire (WO). It has been developed in accordance with Sport England guidance and under the direction of a steering group led by the District Council and including Sport England and the National Governing Bodies of Sport (OFA, FF, RFU, ECB, EH, RFL and the LTA). It builds upon the preceding Assessment Report and is capable of:

- ◀ Providing adequate planning guidance to assess development proposals affecting outdoor sports facilities, as appropriate, directing open space contributions secured through development and informing and shaping local planning policy.
- ◀ Informing the protection and provision of playing pitches.
- ◀ Informing land use decisions in respect of future use of existing playing pitch areas and playing fields (capable of accommodating pitches).
- ◀ Providing a strategic framework for the provision and management of playing pitches.
- ◀ Supporting external funding bids and maximising support for playing pitches.
- ◀ Providing the basis for ongoing monitoring and review of the use, distribution, function, quality and accessibility of playing pitches.

Monitoring and updating

It is important to ensure there is regular annual monitoring and review of the actions identified in the Strategy. This monitoring should be led by the Council and supported by the Steering Group. As a guide, if no review and subsequent update has been carried out within three years of the PPS being signed off by the Steering Group, then Sport England and the National Governing Bodies of Sport would consider the PPS; and the information on which it is based, to be out of date. If the Strategy is used as a 'live' document, and kept up to date, the time frame can be extended to five years.

The PPS has been undertaken as England comes out of the Covid-19 global pandemic, which resulted in unprecedented restrictions that fluctuated over the course of 2020 and 2021. At various points in time, grassroots sport was halted, leading to truncated seasons and changes to way leagues have been run and fixtures scheduled. This had direct consequence on the supply of and demand for playing pitch and outdoor sport facilities, which, if considered in isolation, would not present an accurate representation of provision.

It is currently unknown what impact the pandemic and enforced restrictions will have on participation and provision moving forward. Therefore, this should form a key aspect of the Stage E process, with the review of the documents ensuring that any recommendations made remain accurate as the effect of Covid-19 becomes clearer.

The PPS should be reviewed on an annual basis from the date it is formally signed off by the Steering Group. This will help to maintain the momentum and commitment built up when developing the PPS. Considering the time spent developing the PPS this should also help to ensure that the original supply and demand information is no more than two years old without being reviewed. Part 8 of this strategy report contains a suggested process for undertaking the update and monitoring. The Steering Group will need to agree the process prior to the adoption of this strategy.

For more information regarding the Stage E process please see Part 8: Deliver the strategy and keep it robust and up to date or see <https://www.sportengland.org/how-we-can-help/facilities-and-planning/planning-for-sport>

WEST OXFORDSHIRE PLAYING PITCH STRATEGY & ACTION PLAN

Scope

The scope of the PPS focuses geographically on all local provision, regardless of ownership and management arrangements. Provision included within the project is as follows:

Table 1.1: Summary of PPS scope

Grass playing pitches	Artificial turf pitches	Non-pitch facilities
Football pitches Cricket pitches Rugby union pitches Rugby league pitches	Hockey pitches (artificial grass pitches ¹) Third generation artificial grass pitches ²	Tennis courts Bowling greens

Pitch sports (i.e. football, rugby union, rugby league, hockey and cricket) are assessed using the guidance set out in Sport England's Playing Pitch Strategy Guidance: An approach to developing and delivering a playing pitch strategy (2013). In addition, any other grass sport pitches identified during the project are also be included.

Non-pitch facilities (bowls and tennis) are assessed using Sport England's Assessing Needs and Opportunities Guidance (2014). This requires a different methodology to assess supply and demand to that used for pitch sports.

With regards to each sport, the PPS specifically considers the number of pitches/facilities and takes into account the size, quality, location, accessibility and capacity of the provision as well as accompanying ancillary facilities such as changing accommodation, toilets and car parking.

Study area

West Oxfordshire is one of five local authorities which make up the County of Oxfordshire. Neighbouring authorities include Cherwell to the north and east and Vale of White Horse to the south. Also to the north is the County border with Warwickshire, where the District neighbours Stratford-on-Avon, whilst to the west the County borders Gloucestershire, where the District neighbours Cotswold District.

The western part of the District takes in the Cotswolds Area of Natural Beauty (AONB) (now known as the Cotswolds National Landscape), with approximately 242 square kilometres of the AONB within West Oxfordshire, representing approximately 12% of its total area. One third of West Oxfordshire District falls within the Cotswolds AONB. The main settlements within this area are Burford, Chipping Norton, Charlbury, Milton under Wychwood/Shipton under Wychwood and Minster Lovell.

The Cotswolds AONB covers 2,038 square kilometres in total (790 square miles) and is the largest of the 38 AONBs across England and Wales. The World Conservation Union recognises the Cotswolds AONB as a Category V protected landscape, a protected area managed mainly for landscape protection and recreation.

The study area comprises the whole of West Oxfordshire District Council's administrative area. Due to its size, for the purposes of this study, the District is broken into smaller subsections known as analysis areas.

¹ Artificial grass pitches are a surface of synthetic fibres with sand or water infills made to look like natural grass and are most often used to accommodate hockey. For further detail on the specifications, please see Part 6: Artificial grass pitches

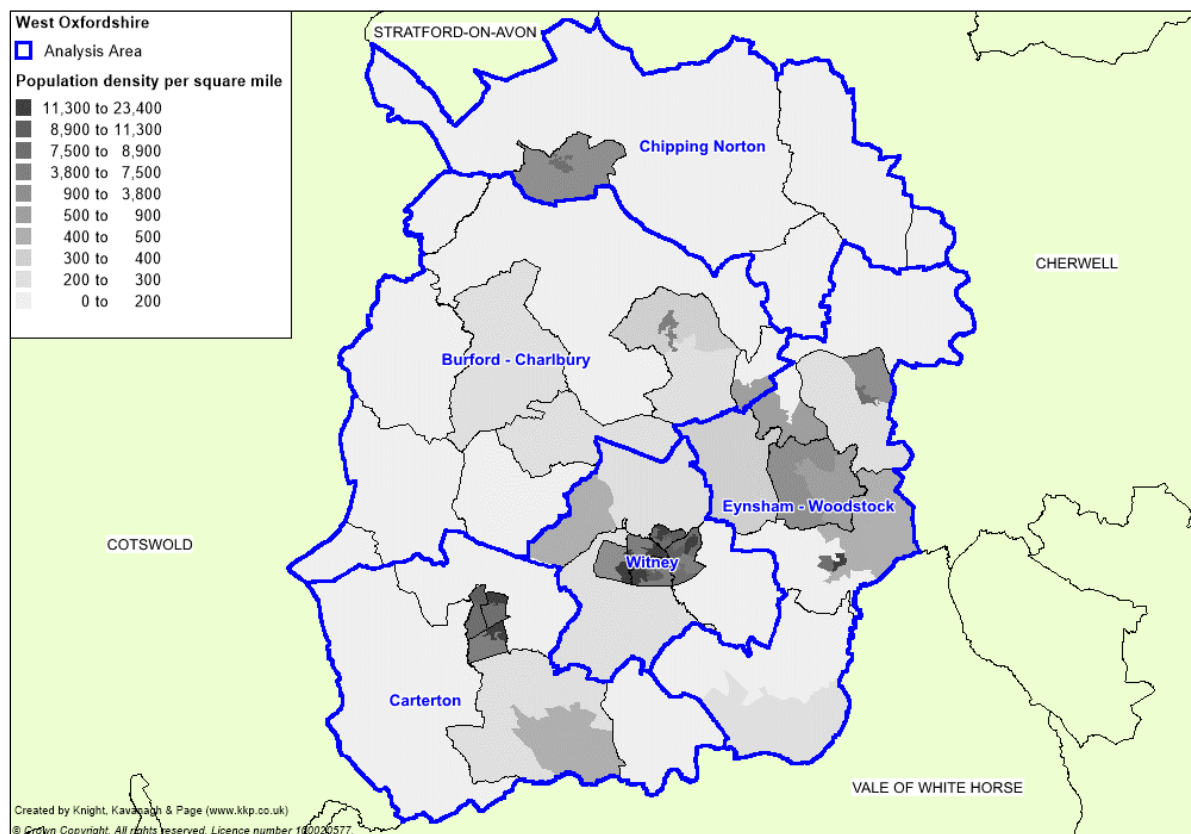
² Third generation artificial grass pitches provide infills that are mixtures of sand and granules of recycled rubber, or rubber crumb and are most often used to accommodate football and rugby. For further detail on the specifications please see Part 3: Third generation artificial grass pitches

WEST OXFORDSHIRE PLAYING PITCH STRATEGY & ACTION PLAN

The District is divided into five analysis areas which broadly align with sub-areas which are used for planning purposes and set out in the West Oxfordshire Local Plan 2031, as follows:

- ◀ Burford - Charlbury
- ◀ Carterton
- ◀ Chipping Norton
- ◀ Eynsham – Woodstock
- ◀ Witney

Figure 1.1: West Oxfordshire study area with analysis areas



Cross boundary issues are also explored to determine the level of imported and exported demand, recognising, for example, that people travel to and make use of strategic facilities irrespective of administrative boundaries.

Of the neighbouring local authorities, both Cotswold (2016) and Cherwell (2018) have a valid PPS considered to be up to date. However, both authorities have recently commissioned KKP to update their evidence bases. Neither Stratford-on-Avon nor the Vale of White Horse have a recent and up to date PPS.

Population and housing growth

The current population in West Oxfordshire is 110,653 (2019 mid-year estimates)³. By 2031 (the period to which this assessment projects population based future demand, in line with the Local Plan period) the population is projected to increase to predicted to rise to 115,898⁴, representing population growth of 5%.

³ Source: ONS Mid-2019 Population Estimates for Lower Layer Super Output Areas in England and Wales

⁴ Data Source: ONS 2018-based projections 2018-2043

WEST OXFORDSHIRE PLAYING PITCH STRATEGY & ACTION PLAN

As Office of National Statistics figures are available by individual age brackets (to reflect team growth) this is considered the most accurate data set to apply to team generation rates (as identified above) to calculate likely future demand within the Assessment Report.

The Local Plan (adopted 2018⁵) includes an overall housing requirement for 15,950 homes in the period 2011 – 2031 (798 homes per year). This includes 13,200 homes (660 per year) for West Oxfordshire's own housing needs and 2,750 homes (138 per year) to assist with Oxford City's unmet housing needs. Policy H2 of the Local Plan sets out the phased basis on which the overall housing requirement will be delivered:

Table 1.2: Local Plan Housing Requirement

Year	West Oxfordshire's needs (per annum)	Oxford City's needs (per annum)	Combined annual requirement (per annum)
2011 – 17	550	-	550
2017 – 18	550	-	550
2018 – 19	550	-	550
2019 – 20	550	-	550
2020 – 21	550	-	550
2021 – 22	525	275	800
2022 – 23	525	275	800
2023 – 24	700	275	975
2024 – 25	850	275	1,125
2025 – 26	850	275	1,125
2026 – 27	850	275	1,125
2027 – 28	850	275	1,125
2028 – 29	850	275	1,125
2029 – 30	850	275	1,125
2030 – 31	850	275	1,125
Total	13,200	2,750	15,950

Eynsham will play an important role in meeting new housing need because of its proximity and connections to Oxford City. A strategic urban extension of around 1,000 homes will be delivered to the west of Eynsham contributing in part to West Oxfordshire's own housing needs (450 homes) as well as the unmet housing needs of Oxford City (550 homes).

Further housing provision will be made near Eynsham on land to the north of the A40 which is identified as a 'Strategic Location for Growth' (SLG). Here a new settlement based on 'garden village' principles will be brought forward and form a new rural service centre for the District. The Council has secured Government backing for the scheme and there is a working assumption that it will provide around 2,200 new homes by 2031. New housing delivery broadly aligns with PPS analysis areas as follows:

- ◀ Witney area - 4,702 homes
- ◀ Carterton area - 2,680 homes
- ◀ Chipping Norton area - 2,047 homes
- ◀ Eynsham & Woodstock area - 5,596 homes
- ◀ Burford & Charlbury area - 774 homes

⁵ <https://www.westoxon.gov.uk/media/fevjmpen/local-plan.pdf>

WEST OXFORDSHIRE PLAYING PITCH STRATEGY & ACTION PLAN

A number of identified larger housing sites, referred to as ‘Strategic Development Areas’ (SDAs), are allocated in the Local Plan at Witney, Eynsham and Chipping Norton. It is anticipated that these sites will deliver around 4,050 new homes by 2031 of which 550 (on land west of Eynsham) are intended to address unmet housing need from Oxford City. This is in addition to the Oxfordshire Cotswolds Garden Village Strategic Location for Growth. The strategic sites include:

Table 1.3: Summary of strategic housing allocations identified in the Local Plan (2018)

Location	Number to be provided by 2031 (approximate)
Land east of Witney	450
Land north of Witney	1,400
Land east of Chipping Norton	1,200
Land west of Eynsham	1,000
Oxfordshire Cotswold Garden Village	2,200

1.1: Context

The primary purpose of the Playing Pitch Strategy is to provide a strategic framework which ensures that the provision of outdoor playing pitches and sports facilities meet local and community needs of existing and future residents and visitors to West Oxfordshire. The PPS is produced in accordance with Sport England PPS and ANOG guidance to provide a robust and up to date assessment of need to comply with Paragraph 98 of the National Planning Policy Framework (NPPF), to provide robust and objective justification for future playing pitch provision throughout West Oxfordshire.

One of the core planning principles of the NPPF is to improve health, social and cultural wellbeing for all and deliver sufficient community and cultural facilities and services to meet local needs. Section 8 of the NPPF deals specifically with the topic of healthy communities; Paragraph 98 discusses the importance of access to high quality open spaces and opportunities for sport and recreation that can make an important contribution to the health and well-being of communities.

Paragraphs 99 and 100 discuss assessments and the protection of “existing open space, sports and recreational buildings and land, including playing fields”. As such, the West Oxfordshire PPS provides the evidence required to help protect playing fields to ensure sufficient land is available to meet existing and projected future pitch requirements.

Paragraphs 101 and 102 also promote the identification of important green spaces by local communities and the protection of these facilities. Such spaces may include playing fields.

West Oxfordshire Local Plan 2031

West Oxfordshire does not have an up to date PPS and a new Study is required. WODC last commissioned a PPS in 2013 and published in 2014, although it only covered the principal towns in the District of Witney, Carterton and Chipping Norton⁶. Therefore, a new PPS is required to include all areas of West Oxfordshire District.

⁶ <https://www.westoxon.gov.uk/media/jobcauiq/playing-pitch-strategy-2014.pdf>

WEST OXFORDSHIRE PLAYING PITCH STRATEGY & ACTION PLAN

A new PPS will form part of the evidence base to feed into the forthcoming review of the West Oxfordshire Local Plan 2031, which was adopted in September 2018 and identifies a number of sites for development to meet both the District's needs but also a proportion of Oxford City's unmet need. The PPS will help inform any Local Plan updates, such as review of any individual sites where there could potentially be a loss of playing field land. Further, to meet current Sport England guidance, a new PPS is required. The PPS will also help to inform the emerging Oxfordshire Plan (2050).

The Local Plan for West Oxfordshire outlines the Vision, Spatial Strategy and Planning Policies for the District to 2031, including policies EH4 – Public Realm and Green Infrastructure and EH5 – Sport, Recreation and Children's Play.

The Local Plan identifies a number of significant allocations, including two Strategic Development Areas (SDA) at Land East of Chipping Norton (1,200 homes) and West Eynsham (1,000 homes), as well as the Oxfordshire Cotswolds Garden Village Strategic Location for Growth (SLG – 2,200 homes).

The Local Development Framework (LDF) is a set of spatial planning strategy documents which will guide future development in West Oxfordshire. It includes the Local Plan. The timetable for preparing the Local Plan and other documents under the Local Development Framework is known as the Local Development Scheme (LDS), the latest version was published in 2021.

The Playing Pitch Strategy (PPS) will be an evidence base document for the Local Plan. It will ensure that existing facilities are the most appropriate in terms of quantity, quality and location and consider how best to meet the additional needs generated by the planned housing and economic growth.

Oxfordshire Plan (2050)

As part of the Oxfordshire Housing and Growth Deal agreement with the Government, the six Oxfordshire authorities have committed to producing a joint statutory spatial plan, known as the Oxfordshire Plan 2050.

The plan will relate to a broad range of social, environmental and economic issues affecting the county up to 2050. As part of the Housing & Growth Deal secured by the Oxfordshire Growth Board, the Oxfordshire Plan 2050 is a strategic planning document that aims to set out how to achieve this by listening to residents about what is important to them and their aspirations, and setting out how and where is best to deliver these for a better quality of life for all.

Under the proposed revised timetable, the Oxfordshire Plan could be submitted for examination by September 2022, and (dependent on the Inspector's programme) could be fully adopted by all five district councils by Spring 2023, although this is set to be revised again.

Leisure Management Contract

WODC contracts Greenwich Leisure Limited (GLL) to deliver leisure facilities/service in the District. It is a not-for-profit charitable social enterprise which manages leisure and cultural facilities on behalf of partners across the UK, totalling over 250 facilities nationwide. Having operated facilities in the District since 2011, in 2017 GLL was successful in renewing its operation of eight sites in the District for a further 10 year term.

It manages Bartholomew Sports Centre in Eynsham, Carterton ATP, Carterton Leisure Centre, Carterton Pavilion, Chipping Norton Leisure Centre, Windrush Leisure Centre in Witney, Witney Artificial Turf Pitch and Woodstock Open Air Pool.

WEST OXFORDSHIRE PLAYING PITCH STRATEGY & ACTION PLAN

Due to the rural nature of the District most of the pitches are owned by Town or Parish councils, though some of the larger sports clubs have ownership of their pitch provision. The District Council owns just four sites: Madley Park Playing Field, Raleigh Crescent Recreation Ground, Witney Artificial Turf Pitch and Carterton Artificial Turf Pitch, the latter two operated by GLL.

1.2: Headline findings

The table below highlights the quantitative headline findings identified for all main pitch sports included in the preceding Assessment Report. Match equivalent sessions (MES) has been used as the comparable unit for natural grass pitches. Converting both the amount of play a site can accommodate (its carrying capacity) and how much play takes place there (its current use) into the same unit of demand enables a comparison to be undertaken.

Pitches have a limit of how much play they can accommodate over a certain period of time before their quality, and in turn their use, is adversely affected. As the main usage of pitches is for matches, it is appropriate for the comparable unit to be match equivalent sessions.

Based on how they tend to be played, this unit for football and rugby union pitches relates to a typical week within the season for each sport. For cricket pitches it is appropriate to look at the number of match equivalent sessions over the course of a season. How much play a cricket pitch can accommodate is primarily determined by the number and quality of wickets on a pitch. Only one match is generally played per pitch per day. However, play is rotated across the wickets to reduce wear and allow for repair. Each wicket is able to accommodate a certain amount of play per season as opposed to a week.

The PPS guidance does not advocate the conversion of MES to pitches as there is not always a case for providing pitches to meet the demand/shortfalls expressed. For example, improving the quality of pitches can also increase the capacity of existing pitches to accommodate such demand. For qualitative findings and site-specific findings, please see Part 4: Sport Specific Recommendations and Scenarios, and Part 6: Action Plan.

For artificial surfaces (AGPs and 3G pitches), how much play can be accommodated is primarily determined by availability, rather than how much play it can accommodate before its quality is adversely affected as with natural grass pitches. Therefore, whole pitches are used as the comparable unit. Similarly, for the other non-pitch sports (i.e. tennis, golf, bowls, other sports etc) where it is not as easy to determine carry capacity, whole facilities are used as the comparable unit.

Table 1.3: Quantitative headline findings

Sport	Analysis area	Current demand (2021)		Future demand (2031)
		Pitch type	Current capacity balance in MES ^[1] per week	Future capacity balance in MES per week ¹
Football (grass pitches)	Burford – Charlbury	Adult	Spare capacity of 6.5	Spare capacity of 6
		Youth 11v11	Played to capacity	Shortfall of 1.5
		Youth 9v9	Played to capacity	Shortfall of 1
		Mini 7v7	Spare capacity of 4	Spare capacity of 4
		Mini 5v5	Spare capacity of 1	Shortfall of 0.5
	Carterton	Adult	Shortfall of 2.5	Shortfall of 3
		Youth 11v11	Played to capacity	Shortfall of 0.5
		Youth 9v9	Shortfall of 0.5	Shortfall of 1
		Mini 7v7	Played to capacity	Played to capacity
		Mini 5v5	Played to capacity	Shortfall of 1

^[1] MES – match equivalent sessions per week (per season for cricket)

WEST OXFORDSHIRE PLAYING PITCH STRATEGY & ACTION PLAN

Sport	Analysis area	Current demand (2021)		Future demand (2031)
		Pitch type	Current capacity balance in MES ^[1] per week	Future capacity balance in MES per week ¹
	Chipping Norton	Adult	Spare capacity of 2.5	Spare capacity of 2.5
		Youth 11v11	Spare capacity of 0.5	Spare capacity of 0.5
		Youth 9v9	Played to capacity	Played to capacity
		Mini 7v7	Spare capacity of 0.5	Spare capacity of 0.5
		Mini 5v5	Played to capacity	Played to capacity
	Eynsham - Woodstock	Adult	Spare capacity of 4	Spare capacity of 4
		Youth 11v11	Played to capacity	Played to capacity
		Youth 9v9	Spare capacity of 1	Spare capacity of 1
		Mini 7v7	Spare capacity of 0.5	Spare capacity of 0.5
		Mini 5v5	Spare capacity of 1	Spare capacity of 1
	Witney	Adult	Shortfall of 4.5	Shortfall of 5
		Youth 11v11	Spare capacity of 3	Spare capacity of 1.5
		Youth 9v9	Spare capacity of 1	Spare capacity of 1
		Mini 7v7	Spare capacity of 1	Spare capacity of 1
Mini 5v5		Played to capacity	Played to capacity	
Football (3G pitches) ^[2]	Burford – Charlbury	Full size w/sports lighting	Shortfall of at least 1 full size pitches for affiliated football training	Shortfall of at least 1 full size pitches for affiliated football training
	Carterton		Shortfall of at least 1 full size pitches for affiliated football training	Shortfall of at least 1 full size pitches for affiliated football training
	Chipping Norton		Played to capacity	Played to capacity
	Eynsham – Woodstock		Shortfall of at least 1 full size pitches for affiliated football training	Shortfall of at least 1 full size pitches for affiliated football training
	Witney		Shortfall of at least 1 full size pitches for affiliated football training	Shortfall of at least 1 full size pitches for affiliated football training
MES per season for cricket				
Cricket	Burford - Charlbury	Saturday	Spare capacity of 60	Spare capacity of 40
		Sunday	Spare capacity of 78	Spare capacity of 78
		Midweek	Spare capacity of 165	Spare capacity of 160
	Carterton	Saturday	Shortfall of 8	Shortfall of 28
		Sunday	Shortfall of 6	Shortfall of 6
		Midweek	Spare capacity of 2	Shortfall of 3
	Chipping Norton	Saturday	Spare capacity of 20	Spare capacity of 10
		Sunday	Spare capacity of 36	Spare capacity of 36
		Midweek	Spare capacity of 65	Spare capacity of 45
	Eynsham – Woodstock	Saturday	Spare capacity of 49	Spare capacity of 19
		Sunday	Spare capacity of 59	Spare capacity of 53
		Midweek	Spare capacity of 134	Spare capacity of 114
	Witney	Saturday	Spare capacity of 40	Spare capacity of 20
		Sunday	Spare capacity of 30	Spare capacity of 30
		Midweek	Spare capacity of 105	Spare capacity of 100

^[2] Based on accommodating 38 teams on one full size pitch

WEST OXFORDSHIRE PLAYING PITCH STRATEGY & ACTION PLAN

Sport	Analysis area	Current demand (2021)		Future demand (2031)
		Pitch type	Current capacity balance in MES ^[1] per week	Future capacity balance in MES per week ¹
Rugby union	Burford – Charlbury	Senior	Played to capacity	Shortfall of 2 Districtwide
	Carterton	Senior	Played to capacity	
	Chipping Norton	Senior	Shortfall of 1	
	Eynsham – Woodstock	Senior	Played to capacity	
	Witney	Senior	Spare capacity of 0.5	
Rugby league	District	Senior	Played to capacity	Played to capacity
Hockey (sand AGPs) w/sports lighting	District	Full size w/sports lighting	Played to capacity on the basis that Wychwood HC continues to have sufficient access to Cokethorpe School and quality issues at Wood Green School are resolved	Played to capacity on the basis that Wychwood HC continues to have sufficient access to Cokethorpe School and quality issues at Wood Green School are resolved
Tennis	District	Courts	Recommended capacity exceeded by 440 members	Recommended capacity exceeded by 670 members
Bowls	District	Greens	Spare capacity	Played to capacity

Conclusions

From a quantitative perspective, the existing position for each sport is either that demand is being met or that there is a shortfall, whereas the future position shows the creation of shortfalls for some pitch types and in some areas where demand is currently being met, as well as the exacerbation of existing shortfalls.

There are current grass pitch capacity shortfalls for adult and youth football pitches and rugby union pitches, as well as for cricket squares and tennis courts. There is a current and future shortfall of full size 3G pitches with sports lighting for affiliated football team training.

Where demand is being met, this does not necessarily equate to a surplus of provision, with any spare capacity instead considered to be a solution to overcoming current or future demand shortfalls. There is a resultant need to protect all existing outdoor sport provision until all demand is met, or there is a requirement to replace provision in accordance with Sport England's Playing Fields Policy.

Where there are shortfalls, it must be noted that the grass pitch shortfalls evidenced are relatively minimal. As such, for rugby union and football, it is considered that most shortfalls can generally be met through the better utilisation of existing provision, such as via pitch re-configuration, improving quality and encouraging or enabling access to unused/unavailable provision.

^[1] MES – match equivalent sessions per week (per season for cricket)

WEST OXFORDSHIRE PLAYING PITCH STRATEGY & ACTION PLAN

For tennis, existing courts should be improved and aspirations to install sports lighting should be supported where possible to increase capacity. Any proposals for new tennis courts should be supported and clubs should be encouraged to utilise suitable secondary venues.

For bowls, focus should be on increasing participation and improving or maintaining the current stock of bowling greens in the Authority. Clubs operating below the recommended capacity level should be supported to increase membership levels whilst the growth of those exceeding recommended capacity levels should be monitored to ensure this does not lead to a decline in green quality. The impact of such approaches is shown in Part 4 of this report through scenario testing and modelling.

Strategic priority for site improvements should be determined by the level of priority highlighted and the level of deprivation of the area in which the sites resides. This information can be found in the Action Plan later in the report. No sites in West Oxfordshire are within most deprived 20% of the population.

WEST OXFORDSHIRE PLAYING PITCH STRATEGY & ACTION PLAN

PART 2: VISION

2.1: Vision

A vision has been drafted to provide a clear focus with desired outcomes for the West Oxfordshire Playing Pitch Strategy:

'To provide a robust and objective assessment of the current quality and quantity of pitch provision and changing facilities, to determine the need now and in the future'

To achieve this vision the PPS will deliver the following objectives.

The strategy should seek to ensure that there are adequate playing pitches and ancillary facilities of the right quality in the right location, whilst protecting existing provision and recognising the benefits of multi-pitch sites, by highlighting sites of particular significance for sport and seeking to protect local recreational space through development plan processes.

Key partners such as West Oxfordshire District Council, its leisure contractor (GLL), voluntary sports clubs and NGBs will work collaboratively to maximise the full potential of playing pitch assets and their long term sustainability. This strategy will achieve this by setting out any required improvements to the quality of the District's playing pitches and ancillary facilities. This partnership working will help to provide funding and to secure developer contributions.

In times of public austerity, which has been heightened by the Covid-19 pandemic, it needs to be ensured that investment is allocated to sites which will have the biggest impact and highest increases in participation. This will include providing the required number and type (natural grass or artificial grass surface) of onsite provision or appropriate provision off site to meet specific needs of residential development proposals and in particular to inform the emerging Local Plan, especially in respect of its strategic sites.

WEST OXFORDSHIRE PLAYING PITCH STRATEGY & ACTION PLAN

PART 3: AIMS

The following overarching aims are based on the three Sport England themes. It is recommended that they are adopted by the Council and partners to enable delivery of the overall PPS vision and Sport England planning objectives.

AIM 1

To **protect** the existing supply of outdoor sports facilities where it is needed to meet current and future needs.

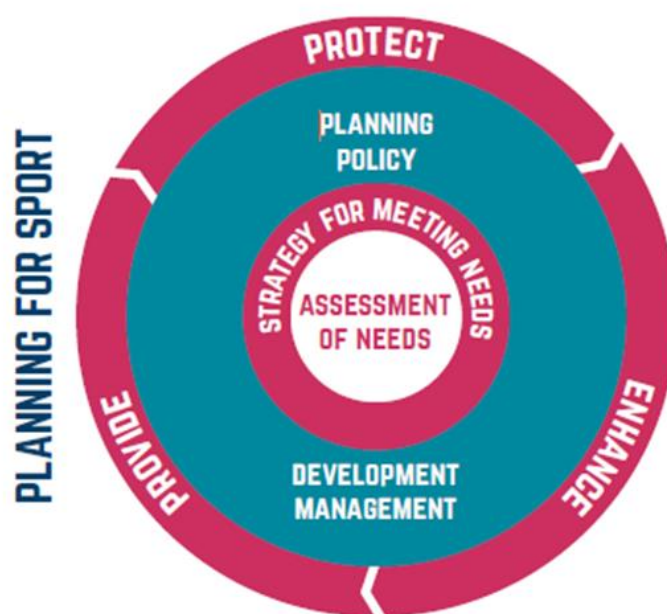
AIM 2

To **enhance** outdoor sports provision and ancillary facilities through improving quality and management of sites.

AIM 3

To **provide** new outdoor sports facilities where feasible and there is current or future demand to do so.

Figure 3.1: Sport England themes



Source: Sport England, Planning for Sport Guidance (2019)

WEST OXFORDSHIRE PLAYING PITCH STRATEGY & ACTION PLAN

PART 4: ISSUES, SCENARIOS AND RECOMMENDATIONS

In order to help develop the recommendations/actions and to understand their potential impact, a number of relevant scenario questions are tested against the key issues in this section for each playing pitch sport, resulting in sport specific recommendations.

4.1 Sport specific issues, scenarios and recommendations

Football – grass pitches

Assessment Report summary

- ✦ Overall, all pitch formats have actual spare capacity although shortfalls of adult pitches are identified in the Carterton and Witney analysis areas as well as a shortfall of youth 9v9 pitches in the Carterton Analysis Area.
- ✦ After considering future demand, existing shortfalls are expected to worsen whilst a shortfall of mini 5v5 pitches will be created.
- ✦ The audit identifies a current total of 138 grass football pitches within West Oxfordshire across 61 sites. Of these, 117 are available, at some level, for community use.
- ✦ In addition, one disused site (Walterbush Road Ground) has been identified that previously accommodated football provision.
- ✦ Tenure is unsecure at many school sites such as at Hailey C of E Primary School, whilst Carterton FC has concerns about the security of its lease agreement at Carterton Playing Fields.
- ✦ Of the community available pitches, 37 are managed by Parish/Town Councils, 33 by clubs, 19 by schools/colleges/universities, ten by the Community and seven by trusts. The remaining pitches are privately or commercially managed.
- ✦ In total, 20 pitches are assessed as good quality, 79 as standard quality and 17 as poor quality.
- ✦ Changing facilities are generally viewed as being adequate by clubs, with 38% rating provision as good, 29% rating facilities as standard and 33% rating facilities as poor.
- ✦ A total of 236 teams are identified as playing within West Oxfordshire. This consists of 64 men's teams, seven women's teams, 78 youth boys' teams, 15 youth girls' teams and 72 mini soccer teams.
- ✦ There is a general trend of increasing team numbers, with more clubs reporting a growth in demand compared to those that report a reduction.
- ✦ There are two clubs in West Oxfordshire competing within the men's football pyramid and none competing in the women's football pyramid.
- ✦ Tower Hill FC expresses significant unmet demand, with as many as six players in a team only permitted to train due to a lack of match pitches.
- ✦ A total of 17 express latent demand linked to grass pitch, training and/or ancillary facility provision.
- ✦ Oxfordshire Skill Acquisition FC exports demand outside of the authority.
- ✦ Of the clubs which quantify their potential future demand, there is a predicted growth of 14 teams equating to one adult, 3.5 youth and 2.5 mini match equivalent sessions per week.
- ✦ Through population increases, a further four teams are likely to be generated.

Scenarios

Improving pitch quality

In total there are ten pitches overplayed in West Oxfordshire across six sites, with overplay equating to 17.5 match equivalent sessions per week. Improving quality of such provision (i.e. through increased maintenance or improved drainage) will increase capacity at the sites and as a consequence reduce both current and future shortfalls.

WEST OXFORDSHIRE PLAYING PITCH STRATEGY & ACTION PLAN

To illustrate the above, Table 4.1 highlights the current levels of overplay that would be alleviated if quality improved to good at each site. As a reminder, the capacity rating for each type and quality rating is:

Adult pitches		Youth pitches		Mini pitches	
Pitch quality	Matches per week	Pitch quality	Matches per week	Pitch quality	Matches per week
Good	3	Good	4	Good	6
Standard	2	Standard	2	Standard	4
Poor	1	Poor	1	Poor	2

Table 4.1: Overplay if all pitches were good quality (match equivalent sessions)

Site ID	Site name	Pitch type	No. of pitches	Current quality	Current Capacity rating ⁷	Good quality capacity rating
1	Aston Village Playing Field	Adult	1	Poor	3.5	1.5
9	Burwell Recreation Ground	Adult	2	Standard	2.5	0.5
37	Glebelands Playing Field	Adult	1	Standard	2	1
53	Monahan Way Sports Pavilion	Adult	2	Poor	4.5	0.5
		Youth (9v9)	1	Poor	1	2
84	West Witney Sports Ground	Adult	2	Poor	3.5	0.5
93	Wootton War Memorial Playing Field	Adult	1	Standard	0.5	0.5

Please note the match equivalent sessions are in reference to the overall capacity of the pitch and are not in reference to peak time demand.

As seen above, only overplay at West Witney Sports Ground, Wootton War Memorial Playing Field and on the youth pitch at Monahan Way Sports Pavilion would be alleviated through quality improvements alone. All other pitches remain overplayed.

Given the above, some play at Aston Village Playing Field, Burwell Recreation Ground, Glebelands Playing Field and Monahan Way Sports Pavilion should be transferred to sites with actual spare capacity or to an existing or additional 3G pitch. Alternatively, if space and other usage allows, pitch re-configuration at the site could also be considered.

Overall, only 0.5 match equivalent sessions per week of overplay would remain across West Oxfordshire, compared to 17.5 match equivalent sessions currently, and this would also only exist on adult pitches. The impact this would have on the supply and demand balance across the District is shown in the table below, with all shortfalls being alleviated.

Table 4.2: Impact of improving pitch quality on overall supply and demand

Pitch type	Demand (match equivalent sessions per week)				
	Current actual spare capacity	Current overplay	Current total	Potential overplay	Potential total
Adult	22.5	17.5	5	0.5	21
Youth 11v11	3.5	0	3.5	-	3.5
Youth 9v9	2.5	1	1.5	-	1.5
Mini 7v7	6	0	6	-	6
Mini 5v5	2	0	2	-	2

⁷ Match equivalent sessions per week

WEST OXFORDSHIRE PLAYING PITCH STRATEGY & ACTION PLAN

Given the costs of improving pitch quality, alternatives also need to be considered that can offer a more sustainable model for the future of football. The alternative to grass pitches is the use of 3G for competitive matches, which can not only alleviate overplay of grass pitches but can also aid quality improvements through the transfer of play and therefore reduced use. However, for sustainability, there also needs to be a sufficient level of midweek training demand taking place on the pitches.

Loss of sites without secure tenure

The table below identifies the total amount of demand that would need to be replaced if access was to be lost at all existing sites with unsecure tenure. This in total would amount to 7.5 match equivalent sessions.

Table 4.3: Summary of demand at unsecure sites

Site ID	Site name	Analysis area	Demand (match equivalent sessions per week)				
			Adult	Youth 11v11	Youth 9v9	Mini 7v7	Mini 5v5
40	Hailey C Of E Primary School	Witney	-	-	-	1	0.5
91	Woodstock C Of E Primary School	Eynsham – Woodstock	-	-	-	-	1
96	Carterton Playing Fields (Carterton FC)	Carterton	1.5	-	-	1.5	2
Total			1.5	0	0	2.5	3.5

It should be noted that despite being listed as unsecure, Carterton Community College, Chipping Norton School, The Henry Box School, The King's School (Witney) and The Marlborough Church Of England School do not feature in the list above as they are not currently accessed by the community.

If access to these sites was lost, spare capacity on adult and mini 7v7 pitches would be reduced whilst mini 5v5 pitches would become played to capacity. After considering future demand, there is expected to be a shortfall of 2.5 match equivalent sessions per week.

Table 4.4: Summary of supply and demand comparison without unsecure sites

Pitch type	Demand (MES)				
	Actual spare capacity	Overplay	Current total	Future demand	Total
Supply and demand					
Adult	22.5	17.5	5	1.5	3.5
Youth 11v11	3.5	0	3.5	3.5	0
Youth 9v9	2.5	1	1.5	1.5	0
Mini 7v7	6	0	6	0	6
Mini 5v5	2	0	2	2.5	0.5
Supply and demand excluding sites with unsecure tenure					
Adult	21	17.5	4	1.5	2.5
Youth 11v11	3.5	0	3.5	3.5	0
Youth 9v9	2.5	1	1.5	1.5	0
Mini 7v7	3.5	0	3.5	0	3.5
Mini 5v5	0	0	0	2.5	2.5

Based on this information, it is important to secure tenure at these sites in order ensure current and future pitch shortfalls are minimised, although it is noted that this may not be possible at all venues.

WEST OXFORDSHIRE PLAYING PITCH STRATEGY & ACTION PLAN

Recommendations

- ✦ Protect all grass football pitches currently in use and pitches that are no longer in use due to the potential that they may offer for meeting current and future needs (unless replacement provision is agreed upon and provided).
- ✦ Prioritise investment to improve the quality of grass pitches at key strategic sites identified within the PPS Action Plan, either to address overuse or to support high levels of site demand or accommodate growth.
- ✦ In the first instance, the Council (including Town and Parish Councils) and local football partners should undertake technical quality assessments using the Football Foundation PitchPower app at key sites identified as requiring improvement to pitch quality (both Council and non-Council managed sites), to establish Grounds Management Association (GMA) professional recommendations on how best to do so.
- ✦ Where pitches are overplayed and/or assessed as poor quality, prioritise investment and review maintenance regimes to ensure they are of an appropriate standard to sustain use and improve quality to increase capacity.
- ✦ Work to accommodate future demand as well as any exported, unmet and latent demand at sites which are not operating at capacity or at sites not currently available for community use that could be moving forward.
- ✦ In conjunction with qualitative improvements to key sites, consider opportunities for reconfiguration of pitches which exhibit spare capacity, to meet demand for pitch shortfalls at other formats.
- ✦ Consider opportunities for community asset transfer where football clubs express desire and evidence ability to feasibly manage, sustain and improve provision, in line with an established criteria for asset transfer.
- ✦ Review the local authority specification for marking 11v11 pitches (90x55m) to better programme sites for adult and/or youth 11v11 football, ensuring that all teams are playing on the correct pitch sizes where possible in line with the FA Youth Review.
- ✦ Seek to gain increased access to education sites and where possible seek to formalise this use through community use agreements.
- ✦ Improve ancillary facilities at key sites, prioritising those identified within the PPS Action Plan. Priority should be where there is existing demand for use and where it can benefit the wider footballing offer.
- ✦ In line with the development of new 3G pitches, transfer a greater proportion of play from grass pitches to playing competitive matches on pitches certified on the 3G Pitch Register, particularly mini soccer match play.

Third generation (3G) artificial grass pitches

Assessment Report summary

- ✦ **There is insufficient supply of full size 3G pitches to meet current and future demand for affiliated football team training in West Oxfordshire.**
- ✦ **Based on the FA model, there is a current shortfall of four full size 3G pitches and a future shortfall of five across West Oxfordshire. When considering demand on an analysis area basis, there is a current and future shortfall of four full size 3G pitches.**
- ✦ There are two full size 3G pitches within West Oxfordshire, both of which have sports lighting and available to access by community clubs and groups.
- ✦ Both of the full size 3G pitches are FA approved and can therefore host competitive matches.
- ✦ None of the full size 3G pitches in West Oxfordshire are World Rugby compliant.
- ✦ All of the full size 3G pitches are within their recommended lifespans and all are assessed as good or standard quality; although the pitch at Carterton ATP suffers from vandalism and litter.

WEST OXFORDSHIRE PLAYING PITCH STRATEGY & ACTION PLAN

- ◀ The 3G pitches currently servicing West Oxfordshire are reported to be operating at or close to capacity at peak times, especially during winter months.
- ◀ Of football clubs responding to consultation, three quarters (73%) report that they require additional training facilities, or access to additional training facilities, with most (88%) of these specifically mentioning demand for 3G pitches.
- ◀ Just one football team is identified as currently playing home matches on the 3G pitch stock, which is a considerably low number when compared to other local authorities.

Scenarios

During the last decade 3G Football Turf Pitches (FTP) have played an increasing role within the national game. They are regarded by the Football Association (FA) as the optimum facility for training by clubs. In recent seasons they have also become more popular for competitive matches. With this in mind, before developing the recommendations and action plan for this PPS, two scenarios have been looked at to help with understanding what demand there may be for full size 3G FTPs with sports lighting in West Oxfordshire, if increased amounts of play were to take place on them.

In order to do so, information from the 'Assessment' stage of developing this PPS, alongside details from the FA, have been used to help answer the following questions:

How many full size 3G FTPs with sports lighting may be required to meet demand within West Oxfordshire if:

- ◀ All teams playing competitive football had access to a full size 3G FTP with sports lighting to train on once a week?
- ◀ All matches for teams currently playing competitive football on District/Town/Parish Council managed natural grass pitches were played on full size 3G FTPs with sports lighting?

The answers to these questions are set out below and are based on full sized 3G FTPs with sports lighting which have full community use during peak periods. However, the results should be viewed as providing an indication of the 'full size pitch equivalents' that may be demanded. In practice, the most appropriate ways of meeting any such increase in demand will vary depending on the nature of the local area. For example, in some areas new full size FTPs with sports lighting may be appropriate, whereas in others small sided provision to cater for increased training use or securing greater community use/hours of existing provision may be the best way forward.

Given the above, what the answers may mean for West Oxfordshire, taking into account the wider findings from the Assessment stage of developing the PPS, is also presented below. These details have been used to help inform the development of the PPS's recommendations and the action plan (see pages 49 to 70).

Accommodating football training demand

To satisfy current football training demand (based on the FA's model of one full size 3G pitch being able to cater for 38 teams) there is a calculated theoretical need for six full size 3G pitches (rounded down from 6.2). With two full size 3G pitches currently provided in the District, there is a shortfall of four.

WEST OXFORDSHIRE PLAYING PITCH STRATEGY & ACTION PLAN

Table 4.5: Current demand for 3G pitches in West Oxfordshire (based on 38 teams per pitch)

Current number of teams	3G requirement ⁸	Current number of 3G pitches	Current shortfall
236	6	2	4

When considering future demand for an additional 18 teams (based on population increases and future demand expressed by clubs), the requirement increases to seven full size 3G pitches (rounded up from 6.7) which means a future shortfall of five pitches.

Table 4.6: Future demand for 3G pitches in West Oxfordshire (based on 38 teams per pitch)

Future number of teams	3G requirement ⁸	Current number of 3G pitches	Future shortfall
254	7	2	5

Alternatively, the table below considers the number of full size 3G pitches required if every team was to remain training within the respective analysis area that they play in. This not only identifies where the needs exist across West Oxfordshire, but it can also be used to guide which areas should be targeted for new provision.

Table 4.7: Current demand for 3G pitches in West Oxfordshire by analysis area

Analysis area	Current number of teams	3G requirement ⁸	Current number of 3G pitches	Current shortfall
Burford – Charlbury	44	1	0	1
Carterton	62	2	1	1
Chipping Norton	14	0	0	0
Eynsham – Woodstock	43	1	0	1
Witney	73	2	1	1
Total	236	6	2	4

Assessing 3G need by analysis area shows a shortfall of four full size 3G pitches, aligned to the overall current shortfall across West Oxfordshire. This equates to a shortfall of one pitch in each of the Burford – Charlbury, Carterton, Eynsham – Woodstock and Witney analysis areas.

As seen in the table below, there is no change in the 3G requirement when considering future demand on an analysis area basis.

Table 4.8: Future demand for 3G pitches in West Oxfordshire by analysis area

Analysis area	Future number of teams	3G requirement ¹⁸	Current number of 3G pitches	Potential shortfall
Burford – Charlbury	53	1	0	1
Carterton	67	2	1	1
Chipping Norton	14	0	0	0
Eynsham – Woodstock	43	1	0	1
Witney	77	2	1	1
Total	254	6	2	4

⁸ Rounded to the nearest whole number

WEST OXFORDSHIRE PLAYING PITCH STRATEGY & ACTION PLAN

Moving play demand from District Council managed pitches to 3G pitches

To further the use of 3G pitches for matches, the FA is particularly keen to work with local authorities to understand the potential demand for full size 3G pitches have sports lighting should all competitive matches that are currently played on council pitches be transferred. The following table therefore calculates the number of teams currently using District/Parish/Town council facilities in West Oxfordshire for each pitch type.

Table 4.9: Number of teams currently using council pitches

Pitch type	Pitch size	Peak period	No. of teams
Adult	11v11	Saturday AM	15
Youth	11v11	Saturday AM	5
Youth	9v9	Saturday AM	0
Mini	7v7	Saturday AM	6
Mini	5v5	Saturday AM	1
Total			27

The FA suggests an approach for estimating the number of full size 3G pitches required to accommodate the above demand for competitive matches, as seen in the table below.

Table 4.10: 3G pitches required for the transfer of council pitch demand

Format	No. of teams at peak time	No. of matches at peak time	3G units required per match	Total 3G units required	3G pitches required
Adult	15	7.5	32	240	3.75
11v11	5	2.5	32	80	1.25
9v9	0	0	10	0	0
7v7	6	3	8	24	0.38
5v5	1	0.5	4	2	0.03

A total of five (rounded down from 5.41) 3G pitches would be required to accommodate all matches currently played on District/parish/town council pitches. In West Oxfordshire, there are currently two full-size 3G pitches. As there is a current shortfall of four and a future shortfall of five full size 3G pitches in the District as calculated with the FA's football training demand model, it is considered feasible to transfer all competitive matches currently played on District/Parish/Town council pitches to 3G pitches.

Moving all mini soccer match play to 3G pitches

The FA is particularly keen on enabling 3G match usage for mini teams given the high volume of matches that can be played at one time. The table below therefore tests a scenario to permit all 5v5 and 7v7 football to transfer to 3G pitches within West Oxfordshire based on a programme of play at current peak time (Saturday AM).

Table 4.11: Moving all mini matches to 3G pitches

Time	AGP	Total games/teams ⁹
9.30am – 10.30am	4 x 5v5	4/8
10.30am – 11.30am	2 x 7v7	2/4
11.30am – 12.30pm	2 x 7v7	2/4
12.30pm – 1.30pm	2 x 7v7	2/4

⁹ Number of teams is double the number of games based on teams playing home and away

WEST OXFORDSHIRE PLAYING PITCH STRATEGY & ACTION PLAN

Based on the above programming and separate start times for mini 5v5 and mini 7v7 matches, the overall need is for four full size 3G pitches to accommodate all current mini match play demand. This is calculated based on 35 teams playing 5v5 football requiring four pitches (rounded down from 4.4) and 37 teams playing 7v7 football requiring three pitches (rounded down from 3.1). With a current 3G pitch requirement in West Oxfordshire for training demand of six pitches (meaning a current shortfall of four pitches), it is therefore considered feasible that all mini football could be accommodated on 3G pitches if training shortfalls were to be alleviated.

World Rugby compliant 3G pitches

World Rugby produced the 'performance specification for artificial grass pitches for rugby', more commonly known as 'Regulation 22' that provides the necessary technical detail to produce pitch systems that are appropriate for rugby union. The RFU investment strategy for AGPs considers sites where grass rugby pitches are over capacity and where an AGP would support the growth of the game at the host site and for the local rugby partnership, including local clubs and education establishments.

There are no 3G pitches in the District constructed for contact rugby union use and listed on the RFU register of World Rugby compliant 3G pitches. The nearest accessible pitch to West Oxfordshire is the Rugby 365 pitch at Oxford Harlequins RFC in neighbouring Oxford City.

Given the extent of the identified shortfalls of grass rugby pitches (highlighted in Part 5 of this report), there is not a strong case for rugby union compliant 3G provision to be developed in future. The RFU advocates 3G pitches for rugby union should be located in areas where they can benefit numerous clubs across a local network, rather than just a host club. This is not the case in West Oxfordshire, where there are two clubs based relatively far apart, one each in the north and south central areas of the District.

Recommendations

- ◀ Protect the current level of supply of 3G pitches.
- ◀ Ensure that any new 3G pitches are constructed to meet FA recommended dimensions for football where feasible and of performance quality standards to meet performance testing criteria for match play.
- ◀ Ensure England Hockey is consulted with regarding any proposals for development of new 3G artificial grass pitches or proposed conversion to 3G of existing hockey AGPs, to ensure the sustainability and sufficient supply of existing AGPs for hockey.
- ◀ Ensure that any new 3G pitches have formal community use agreements associated as part of the planning permission to secure access for local sports clubs. This should form part of conditions where partnership funded.
- ◀ Encourage providers to put in place a mechanism for long-term sustainability, preferably a sinking fund formed over time, to fund future repair and eventual surface replacement at end of lifespan.
- ◀ Encourage greater transfer of match play demand from grass pitches to 3G pitches where possible and ensure that pitches remain suitable quality to accommodate such demand through appropriate certification when required to be renewed or retested.

WEST OXFORDSHIRE PLAYING PITCH STRATEGY & ACTION PLAN

Cricket pitches

Assessment Report summary

- ✦ There are 15 squares that show potential spare capacity on grass wickets on Saturdays, 24 on Sundays and 26 during midweek for junior cricket.
- ✦ Four sites are overplayed by a total of 49 match equivalent sessions.
- ✦ Overall spare capacity exists both currently and when taking into account future demand for all forms of cricket, although the Carterton Analysis Area has current shortfalls for Saturday and Sunday cricket and a future shortfall for midweek cricket.
- ✦ In total, there are 33 grass cricket squares in West Oxfordshire, with 32 available for community use. Only the square at Burford School is unavailable for community use.
- ✦ There are non-turf pitches accompanying grass wicket squares at eight sites and there are standalone non-turf pitches at three sites.
- ✦ Of the responsive clubs, two clubs have freehold of their home venues whilst six have lease agreements in place. Five clubs rent their playing provision and Witney Swifts CC has a pay and play agreement in place for West Witney Sports Ground. It aspires to form a long-term lease agreement or be part of a management Trust for the site.
- ✦ The audit of community available grass wicket cricket squares found 20 to be good quality, 11 to be standard quality and one of poor quality.
- ✦ Freeland CC is without an onsite pavilion and so the Club does not have access to changing rooms, toilets, electricity or water.
- ✦ All remaining clubs have access to changing room facilities, with nine of the other 14 responding clubs listing provision as good quality and four reporting their facilities as poor quality. Sandford St Martin CC accesses standard quality ancillary provision.
- ✦ Nine of the 15 responding clubs report demand for new, improved or additional training facilities.
- ✦ There are 20 clubs in West Oxfordshire which collectively provide 51 senior men's, five senior women's and 43 junior teams.
- ✦ Seven of the 15 responding clubs report that demand has increased in some form over the previous three years and four report membership levels have declined.
- ✦ Combe and Witney Swifts cricket clubs are signed up to be part of the All Stars initiative, whilst Combe CC is also signed up to deliver Dynamo's.
- ✦ Future demand for eight senior men's, one senior women's and six junior teams is predicted via population growth, whilst club aspirations equate to the potential growth of two senior men's and five junior boys' teams.

Scenarios

Addressing overplay

Although a regular, sufficient maintenance regime can sustain sites with minimal levels of overplay a reduction in play is recommended to ensure there is no detrimental effect on quality over time.

In West Oxfordshire, overplay is identified on four squares equating to a total of 49 match equivalent sessions per season.

WEST OXFORDSHIRE PLAYING PITCH STRATEGY & ACTION PLAN

Table 4.12: Summary of overplay

Site ID	Site name	Analysis area	Overplay (matches per season)
36	Freeland Playing Field	Eynsham - Woodstock	13
61	School Piece	Eynsham – Woodstock	6
100	Langford Cricket Club	Carterton	18
101	Stanton Harcourt Cricket Club	Eynsham – Woodstock	12
Total			49

All four squares are assessed as standard quality. By improving square quality to good, only overplay at School Piece would be alleviated. Overplay at Freeland Playing Field, Langford Cricket Club and Stanton Harcourt Cricket Club would be reduced to seven, ten and six matches per season respectively.

All these squares are without non-turf pitches, so the best solution for the remaining sites would therefore be to install non-turf pitches in situ as this would allow for the transfer of junior demand away from grass wickets. Removing junior demand from the grass wickets onsite, as well as quality improvements where necessary, would completely alleviate overplay.

Accommodating future demand

Of the five clubs that express aspirations to increase their number of junior teams, two have capacity to do so on their current facility stock. In contrast, Langford, Stanton Harcourt and Eynsham cricket clubs are all unable to accommodate an increase in demand at their respective home venues. None of these clubs have access to a non-turf pitch, so installing one at each at their respective home venues would provide a solution to accommodate a growth in junior demand if the size of the outfield allows.

Two clubs indicate a desire to field additional Saturday senior teams whilst none record aspirations to field additional Sunday senior teams. Both Freeland and Langford cricket clubs overplay their respective home squares, meaning that an alternative venue would be required to accommodate this increased demand.

Recommendations

- ✦ Protect cricket pitch provision currently in use (unless replacement provision is agreed upon and provided).
- ✦ Ensure protection from development that may prejudice the use of a cricket square such as residential development near a cricket outfield (ball strike issues). This includes development of other sports provision which may compromise continued use for cricket.
- ✦ Uphold what are typically high quality maintenance and preparatory regimes at club managed sites to sustain quality and continue to have sufficient capacity to meet levels of demand.
- ✦ Work with clubs and site providers to ensure long-term tenure through formal agreement where current agreements may be due to expire.
- ✦ Support clubs with sufficient access to net training provision, including development of fixed lane net provision onsite where possible (e.g. Bampton in the Bush CC, Combe CC and Ascott-under-Wychwood CC).
- ✦ Support clubs to provide non-turf pitches at their respective home sites to alleviate overplay and better accommodate future demand (e.g. Freeland CC, Langford CC, Eynsham CC and Stanton Harcourt CC).
- ✦ Work with clubs to accommodate targeted growth for women's and girls' cricket through the ECB Inspiring Generations Strategy.

WEST OXFORDSHIRE PLAYING PITCH STRATEGY & ACTION PLAN

- ◀ Improve quality of ancillary provision where poor quality or old and in need of replacing (e.g. Freeland Playing Field, Shipton Under Wychwood Cricket Club and West Witney Sports Ground).
- ◀ Improve facilities to meet growth markets (All Stars Cricket, Dynamos Cricket, women and girls' cricket) at key clubs. Specifically, improve quality of toilets, changing room and showers and social spaces to meet these growing demands, as well as ensuring sufficient pitch access to help promote these formats.

Rugby union pitches

Assessment Report summary

- ◀ **Overall, there is insufficient capacity to sufficiently service both senior and junior rugby union demand in West Oxfordshire at present and in future.**
- ◀ In total, there are 50 rugby union pitches in West Oxfordshire across 18 sites. There are 23 senior pitches, 11 dedicated mini pitches and 16 junior size pitches.
- ◀ There are 41 pitches across 15 sites identified as being available for rugby union activity, though only the two club managed facilities at Greystones (Chipping Norton) and Witney Rugby Club are used by community clubs.
- ◀ There are no World Rugby compliant 3G pitches in the District. The nearest is located in Oxford City.
- ◀ Most available rugby union pitches (25 of 41 pitches – 61%) in the District are rated as good quality, all located across the two rugby union club sites.
- ◀ Both clubs have split management arrangements across pitches onsite. Tenure is secure for use of all club pitches except for the annexed field at Witney Rugby Club where use is rented from a local farmer, therefore considered to be insecure.
- ◀ Both clubs aspire to redevelop onsite building provision, though both projects require additional funding to be secured to deliver.
- ◀ There are two affiliated rugby union clubs based and playing within the District, identified as fielding a total of 33 affiliated teams via RFU affiliation data.
- ◀ Training takes place on match pitches with sports lighting at both rugby union club sites. Two pitches have sports lighting at Witney Rugby Club and one at Greystones (Chipping Norton RFC).
- ◀ Team generation rates based exclusively on population change forecast the growth of one new junior boys' team and one junior girls' team to 2031. Clubs state aspirations to grow, with Chipping Norton RFC aspiring to one additional women's and one Vets team.
- ◀ Future demand from team generation rates and club aspirations would amount to three teams requiring additional match play capacity of 1.5 match equivalent sessions per week on senior pitches.
- ◀ Only the main field at Witney Rugby Club offers secure tenure and actual spare capacity of two match equivalent sessions per week at peak time to accommodate additional senior men's match play use.
- ◀ Both club sites have scope to accommodate additional demand for senior women's match play on Sunday afternoons.
- ◀ There are three pitches overplayed across the two rugby union club sites, to a total of 2.5 match equivalent sessions per week. Overplay is due to high levels of demand for rugby activity, specifically concentrated use of these three grass pitches with sports lighting for training.

WEST OXFORDSHIRE PLAYING PITCH STRATEGY & ACTION PLAN

Scenarios

Improving pitch maintenance

Currently, there are three rugby union pitches across two sites in West Oxfordshire which are overplayed by a total of 2.5 match equivalent sessions per week. These pitches are located at Greystones (Chipping Norton RFC) and Witney Rugby Club which are already maintained to M2 standard so enhanced maintenance would not increase capacity further.

Additionally, all other pitches within West Oxfordshire are overplayed or played to capacity, with only alternate pitches at Greystones (Chipping Norton RFC) and Witney Rugby Club displaying potential spare capacity.

Improving pitch drainage

This scenario considers the effect of enhancing drainage by one stage (e.g. D1 to D2) on overplayed pitches. As seen in the table overleaf, overplay cannot be alleviated through drainage improvements alone. Even increasing drainage to D3 would not alleviate existing levels of overplay.

Table 4.13: Pitch capacity (matches per week) based on quality assessments

		Maintenance		
		Poor (M0)	Adequate (M1)	Good (M2)
Drainage	Natural Inadequate (D0)	0.5	1.5	2
	Natural Adequate or Pipe Drained (D1)	1.5	2	3
	Pipe Drained (D2)	1.75	2.5	3.25
	Pipe and Slit Drained (D3)	2	3	3.5

Table 4.14: Improving drainage on overplayed rugby union pitches

Site ID	Site name	Analysis area	No. of pitches	Pitch type	Sports lighting	Current quality	Current capacity rating	Improved quality	New capacity rating
39	Greystones (Chipping Norton RFC)	Chipping Norton	1	Senior	Yes	M2 / D1	1	M2 / D2	0.75
87	Witney Rugby Club	Witney	2	Senior	Yes	M2 / D1	1.5	M2 / D2	1

Based on the above, whilst maintenance and drainage improvements on rugby union pitches across West Oxfordshire should be supported, these developments alone are insufficient to address shortfalls.

Increasing access to training provision with sports lighting

There is often a preference for rugby clubs to train at their home sites and on their match pitches if they are without dedicated training facilities. In West Oxfordshire, training demand directly results in overplay of three pitches.

Both Chipping Norton and Witney rugby clubs have sufficient capacity on their remaining pitches to accommodate training demand without overplay still existing or without the additional training pitch/es becoming overplayed. As such, the provision additional grass or dedicated training areas with sports lighting should be pursued.

WEST OXFORDSHIRE PLAYING PITCH STRATEGY & ACTION PLAN

The RFU indicates it would support increased sports lighting on the main pitch at Greystones and backlighting off this to create a training area and reduce overplay of the grass pitches. It notes that a hybrid pitch could provide a solution for overplay at Witney Rugby Club if it is deemed to be feasible and pilot projects prove them to be beneficial for rugby union.

Recommendations

- ◆ Protect all rugby union pitches currently in use and pitches that are inaccessible or no longer in use due to the potential that they may offer for meeting current and future needs (unless replacement provision is agreed upon and provided).
- ◆ Improve pitch quality to reduce overplay, foremostly through improved and more regular maintenance at sites used by community clubs. Engage and utilise the GMA Pitch Advisory Service to establish recommended programme of works at key sites.
- ◆ Consider opportunities for community asset transfer where rugby union clubs express desire and evidence ability to feasibly manage, sustain and improve provision, in line with an established criteria for asset transfer.
- ◆ Support the expansion of ancillary provision at Greystones to allow Chipping Norton RFC to continue to grow and at Witney Rugby Club to bring changing rooms up to standard.
- ◆ Explore the feasibility of Witney RFC and Witney HC's joint aspirations to further develop and reconfigure Witney Rugby Club to service both clubs.
- ◆ Consider the impact on rugby union provision if rugby league returns to the District, as hoped for by the RFL.
- ◆ Explore opportunity to provide additional sports lighting at Greystones (Chipping Norton RFC) and Witney Rugby Club to alleviate overplay.

Rugby league

Assessment Report summary

- ◆ **In conclusion, provision at Wood Green School provides sufficient capacity for rugby league to meet current and future demand for training within the District.**
- ◆ **However, should rugby league participation grow in the District, there may be a future requirement for the Club to access a dedicated pitch marked for rugby league within the District.**
- ◆ In West Oxfordshire, no dedicated rugby league pitches are identified. However, the rugby union pitches at Wood Green School are used by West Oxfordshire Levellers RLFC.
- ◆ The Club's access to these pitches is deemed to be unsecure as it only has an annual agreement with the School.
- ◆ The two rugby union pitches at Wood Green School are rated as poor quality using the RFU qualitative assessment guidelines.
- ◆ The pitches at Wood Green School are supported by basic ancillary provision, although no issues are expected following refurbishment work in 2008.
- ◆ West Oxfordshire Levellers RLFC fields U11, U12 and U13 sides in participation festivals whilst its men's team competes in SRL X-League festivals. It also has a women's section which trains but does not play matches.
- ◆ No additional teams are expected to be generated through population growth alone.
- ◆ During the summer season, training takes place on Wednesday evenings at Wood Green School. The Club is currently unable to train throughout the winter as it has not secured access to a facility with sports lighting to date.
- ◆ The pitches at Wood Green School are played to capacity.

WEST OXFORDSHIRE PLAYING PITCH STRATEGY & ACTION PLAN

Scenarios

As West Oxfordshire Levellers RLFC is not known to require access to additional pitches it is considered that the current provision for rugby league is sufficient to meet current demand in the District. However, future growth of rugby league participation in the District should be monitored as increased participation could lead to the need for a dedicated pitch marked for rugby league within the District.

Recommendations

- ◀ Ensure West Oxfordshire Levellers RLFC retain access to Wood Green School and sustain pitch quality onsite.
- ◀ Assist the Club to access a facility with sports lighting within the District.
- ◀ Support the Club to remain sustainable and increase membership if desired.

Hockey pitches (sand/water-based artificial grass pitches)

Assessment Report summary

- ◀ **Current demand for hockey is not able to be met by existing provision in the District, on the basis that there is a requirement for access to additional midweek capacity.**
- ◀ **There is a need to retain all three hockey suitable AGPs to continue to be able to meet demand for hockey locally in Witney.**
- ◀ There are three full size hockey suitable AGPs in West Oxfordshire. One at Wood Green School has sports lighting and available for community use. Two others at Cokethorpe School have no sports lighting and are unavailable.
- ◀ There are a further six small size pitches with hockey suitable surfaces, of which five are available for community use, four of five with sports lighting.
- ◀ The two pitches at Cokethorpe School are rated as standard quality whilst the pitch at Wood Green School is rated as poor. Witney HC reports that the School has begun to explore opportunities for the pitch to be surfaced.
- ◀ Both education sites are managed by the respective schools. Use of Cokethorpe School is by relationship and the site is not broadly available for community use
- ◀ Use of both sites is by rental and therefore deemed to be unsecure given no formal agreements are known to exist.
- ◀ Wood Green School offers a good extent of community use availability and is not known to have limitations on operating hours.
- ◀ Each site is serviced by onsite changing and toilet provision, with no critical issues regarding quality, accessible or suitability.
- ◀ Witney HC reports that Wood Green School wants to build a clubhouse onsite, which the Club would have use of.
- ◀ There are two hockey clubs, Witney HC and Wychwood HC, which now field a combined 11 teams.
- ◀ Both Clubs report latent demand and between them are of the opinion that they could field an additional men's team and two women's teams with increased access to pitch capacity and space, particularly midweek for training.
- ◀ There is significant use of hockey suitable AGPs for other activities, mostly for formal training or informal use for football.
- ◀ There is capacity to accommodate further weekend hockey activity at Wood Green School but the pitch is considered to be operating at capacity during the evenings midweek.
- ◀ There is a need to work with local football stakeholders and Wood Green School to ensure that the capacity released at the School through transfer of football demand onto required 3G pitches in future is offered to hockey clubs in the first instance.

WEST OXFORDSHIRE PLAYING PITCH STRATEGY & ACTION PLAN

Scenarios

Converting sand-based AGPs

None of the two sites containing full size sand based AGPs should be considered for conversion/loss as both are in current use by hockey clubs. This is unless replacement provision is provided and agreed upon by EH and Sport England. For clarity, this applies to pitches at Cokethorpe School and Wood Green School.

Sport England consider that conversion of an AGP requires planning permission because of the extent of engineering works required for its development. Ensuring that all proposals to convert an AGP require planning permission would therefore ensure a robust consultation process is undertaken and that no sport is negatively impacted.

It should be noted that the pitch at Wood Green School has now exceeded the recommended surface lifespan. The sub-surface shock absorber is said to have disintegrated and the School no longer uses the AGP even as a playground facility. England Hockey indicates that the surface should have been replaced at least two years ago.

Without quality improvements onsite, hockey demand could be lost from West Oxfordshire altogether as the pitches at Cokethorpe School are only available to Wychwood HC at weekends due to the Club's relationship with the School.

Recommendations

- ◀ Protect all existing AGPs in the District.
- ◀ Ensure the AGP at Wood Green School is resurfaced as soon as feasibly possible.
- ◀ Ensure that quality of sports lighting can continue to meet demand at key sites for hockey, replacing bulbs to newer, more effective LED products where in need of replacement.
- ◀ Ensure that any recreational based hockey programmes can be accommodated to service non-competitive or recreational demand.
- ◀ Encourage providers to put in place a mechanism for long-term sustainability, preferably a sinking fund formed over time, to fund future repair and eventual surface replacement at end of lifespan.
- ◀ Seek to maximise hockey use of AGPs at sites where hockey is being played.
- ◀ Increase participation driven through community clubs and schools.

Tennis courts

Assessment Report summary

- ◀ **There is a shortfall of tennis court capacity to sufficiently accommodate club demand in West Oxfordshire. The shortfall currently equates to 440 members and is expected to be exacerbated through future growth in club demand to 670 members.**
- ◀ **For clubs with multiple courts (or where clubs lease recreation grounds from the local authorities) the installation of sports lighting should be a priority to increase capacity to all year round use. This will in part support those club who are currently at or reaching capacity. It also provides these venues with additional court capacity which will enable them to open up their courts for more public (Pay & Play) use and provide more recreational and informal play.**
- ◀ There is a total of 74 tennis courts identified in West Oxfordshire across 23 sites, of which, 65 courts across 20 sites are available for community use.
- ◀ Most courts are operated by sports clubs, Parish/Town Councils or schools and have a macadam surface.

WEST OXFORDSHIRE PLAYING PITCH STRATEGY & ACTION PLAN

- ◀ In total, 14 of the 74 tennis courts are serviced by sports lighting, representing just 19% of the provision. Stonesfield, Wychwood, Bampton and Woodstock tennis clubs have demand to install sports lighting at their respective home venues. Colston LTC aspires to refurbish its existing sports lighting and install sports lighting on an additional court.
- ◀ Of the courts, 21 are assessed as good quality, 46 as standard quality and seven as poor quality.
- ◀ Witney, Lower Windrush and Wychwood tennis clubs have plans to improve ancillary facilities at their respective home sites.
- ◀ For non-club courts, ancillary provision is generally considered to be problematic.
- ◀ There are nine tennis clubs in West Oxfordshire, of which seven responded to consultation requests.
- ◀ Wychwood TC is the largest club in the District with 496 members whilst Stonesfield TC is the smallest with 90 members.
- ◀ Three responding clubs quantified their future demand aspirations, planning to add a total of 230 members.
- ◀ Away from clubs, it is considered that all local authority courts available for community use in West Oxfordshire have spare capacity for a growth in demand, although this is difficult to quantify as use is not always recorded due to the open access nature of many sites.
- ◀ No informal/recreational tennis initiatives currently take place in West Oxfordshire.

Scenarios

LTA Investment

The LTA has developed a package of support for LAs to grow the use of park tennis courts by removing key barriers to participation. The three products are ClubSpark, Rally and Gate Access and can be used individually or in combination. The products are used to provide a remote booking and access system.

Instead of providing free access, some local authorities are now securing their courts as per a membership scheme that allows members access through the use of a pin entry system following payment of a small yearly fee. Not only does this deter unofficial use of courts but it also allows official use to be tracked, thus providing data on how well and how often courts are being accessed. In addition, it provides income generation that can go towards ongoing maintenance of the courts.

Witney has been identified as a strategic location for Indoor Tennis by the LTA, due to the lack of indoor tennis provision in the area. Based on current population levels, there is a potential tennis demand of 25,328 within a 20-minute drive time of Witney. This meets the LTA's threshold for venue viability.

Current proposals for the site include four indoor tennis courts, two covered padel courts, four outdoor tennis courts with sports lighting, a large gym, studio and spin studio, a café bar, changing and toilet facilities and 100 parking spaces. The LTA is now in heads of terms discussions with a landowner for this development and locations are being discussed with a land promoter.

The lack of courts with sports lighting in West Oxfordshire limits recreational and informal demand and so this development should be supported to act as a hub in the area for LTA initiatives to activate this demand. This could also help to alleviate the significant overplay of club tennis courts across the District.

WEST OXFORDSHIRE PLAYING PITCH STRATEGY & ACTION PLAN

On a more localised level, the installation of sports lighting for clubs with multiple courts (e.g. Stonesfield, Wychwood, Bampton, Woodstock, Colston tennis clubs) should be a priority to increase capacity for year round use. This would also enable these clubs to open their courts for pay & play and cater for recreational and informal demand as well as existing formalised demand. The LTA reports that whilst many of these clubs can afford to fund the installation of sports lighting, they have had challenges getting planning permission for this.

Recommendations

- ◆ Support the LTA's proposal for an indoor tennis centre in Witney.
- ◆ Retain and sustain quality of club courts for competitive play through implementation of appropriate maintenance regimes.
- ◆ Sustain club facilities & membership through maintaining current facilities and support sports lighting aspirations where possible to extend court hours.
- ◆ With additional sports lighting, look to implement ClubSpark, Rally and Gate Access at club and relevant park sites across the District.
- ◆ Support community courts and ensure their sustainability.
- ◆ Consider the feasibility of operating LTA Youth, Tennis for Free, Local Tennis Leagues and open days in the District to attract new players to the sport.

Bowling greens

Assessment Report summary

- ◆ **Current supply of outdoor bowling green provision is sufficient to meet both current and future demand although Charlbury Bowling Club operates significantly above the recommended capacity and Chadlington Bowling Club operates below the recommended capacity.**
- ◆ **Charlbury BC may require support if future demand aspirations are realised as the green would further exceed the recommended capacity threshold.**
- ◆ **Chadlington BC's future demand aspirations should be supported to ensure that the Club remains sustainable.**
- ◆ **Further exploration and understanding are required to determine the capacity position for West Witney, Middle Barton, Carterton and Witney Town bowls clubs.**
- ◆ There are ten flat bowling greens in West Oxfordshire provided across ten sites.
- ◆ Of the eight clubs which responded to consultation requests, three clubs own their home venues, two have lease agreements whilst three rent their greens.
- ◆ West Witney BC aspires to secure a long-term lease agreement for the green at West Witney Sports Ground to attract grant funding.
- ◆ In total, seven greens are rated as good quality and three are rated as standard quality.
- ◆ Witney Mills BC reports it only has access to poor quality changing and limited car parking facilities at West Witney Sports Ground.
- ◆ There are 11 clubs using bowling greens in West Oxfordshire. Across the seven clubs where membership is known, there is a total of 331 members in the District, equating to 194 senior men, 96 senior women and 41 juniors.
- ◆ Chadlington and Hanborough bowls clubs indicate senior membership has declined in recent years whilst Charlbury has seen an increase in both senior and junior membership, significantly with the latter.
- ◆ Due to a predicted increase in persons aged 65 and over (to 2031), demand is likely to increase for greens over the coming years. Additionally, Sports England's Segmentation Tool highlights latent demand of 180 people although ageing membership is a concern for bowls nationally.
- ◆ Seven of the eight responding clubs report future plans to increase membership, with this collectively equating to 70 senior and 24 junior members.

WEST OXFORDSHIRE PLAYING PITCH STRATEGY & ACTION PLAN

- ◀ All responding clubs report that existing membership can be accommodated by current provision and that no potential members are being turned away, suggesting that there is no latent or unmet demand not currently able to be met.

Scenarios

As no clubs in West Oxfordshire indicate a requirement to access an additional green or significant quality issues with their existing greens, it is considered that the current provision for bowls is sufficient to meet current and future demand in the District. Therefore, focus should be on increasing participation and improving or maintaining the current stock of bowling greens in the Authority. However, Charlbury BC may require support if future demand aspirations are realised as the green would significantly exceed the recommended capacity threshold whilst Chadlington BC's future demand aspirations should be supported to ensure that the Club remains sustainable.

Recommendations

- ◀ Retain existing quantity of greens currently used for outdoor bowls.
- ◀ Protect disused bowling greens due to the potential that they may offer for meeting future needs (unless mitigating provision is agreed upon and provided).
- ◀ Assist clubs, where possible, with any future ancillary provision improvements.
- ◀ Support clubs with plans to increase membership so that growth can be maximised.
- ◀ Monitor growth at Charlbury BC to ensure future demand aspirations do not lead to a considerable decline in green quality.

PART 5: STRATEGIC RECOMMENDATIONS

The strategic recommendations for the Strategy have been developed via a combination of information gathered during consultation, site visits and analysis which culminated in the production of an Assessment Report, as well as key drivers identified for the Strategy. They reflect overarching and common areas to be addressed, which apply across outdoor sports facilities and may not be specific to just one sport.

OBJECTIVE 1

To **protect** the existing supply of outdoor sports facilities where it is needed to meet current and future needs.

Recommendations:

- a. Ensure, through the use of the Playing Pitch & Outdoor Sport Strategy, that outdoor sports facilities are protected through the implementation of local planning policy.
- b. Secure tenure and access to sites for high quality, development minded clubs, through a range of solutions and partnership agreements.
- c. Maximise community use of education facilities where there is a need to do so.

Recommendation (a) – Ensure, through the use of the Playing Pitch & Outdoor Sport Strategy, that outdoor sports facilities are protected through the implementation of local planning policy.

The PPS Assessment shows that all currently used outdoor sports sites require protection or replacement and therefore cannot be deemed surplus to requirements because of shortfalls now and in the future. Disused, underused and poor quality sites should also be protected from development or replaced as there is a requirement for playing field land to meet the identified shortfalls. Therefore, based on the outcomes of the PPS, local planning policy should reflect this situation.

National Planning Policy Framework (NPPF) Paragraph 99 states that existing open space, sports and recreational buildings and land, including playing fields, should not be built on unless:

- ◀ An assessment has been undertaken which has clearly shown the open space, buildings or land to be surplus to requirements; or
- ◀ The loss resulting from the proposed development would be replaced by equivalent or better provision in terms of quantity and quality in a suitable location; or
- ◀ The development is for alternative sports and recreational provision, the benefits of which clearly outweigh the loss of the current or former use.

Should outdoor sports facilities be taken out of use for any reason (e.g. District Council budget restraints), it is imperative that the land is retained so that it can be brought back into use in the future. This means that land containing provision should not be altered (except to improve play) and should remain free from tree cover and permanent built structures, unless the current picture changes to the extent that the site in question is no longer needed, or unless replacement provision is provided to an equal or greater quantity and quality.

WEST OXFORDSHIRE PLAYING PITCH STRATEGY & ACTION PLAN

Although there are identified shortfalls of match equivalent sessions, most demand is currently being met and most shortfalls are likely able to be addressed through quality improvements. Including the need for additional facilities in the Local Plan is therefore not recommended as a priority, except in the case of where there is significant housing growth. Housing growth is tested as scenarios for notable allocations in Part 7 of this report.

The PPS should be used to help inform Development Management decisions that affect existing or new outdoor sports facilities and ancillary facilities. All applications are assessed by the Local Planning Authority on a case by case basis taking into account site specific factors. In addition, Sport England is a statutory consultee on planning applications that affect or prejudice the use of playing fields and will use the PPS to help assess that planning application against its Playing Fields Policy¹⁰.

Sport England's Playing Fields Policy exception E1 only allows for development of disused playing fields if a Playing Pitch Strategy (in this case PPS) shows a clear excess in the quantity of playing pitch provision at present and in the future across all playing pitch sport types and sizes.

Policy Exception E1:

'A carefully quantified and documented assessment of current and future needs has demonstrated to the satisfaction of Sport England that there is an excess of playing field provision in the catchment, and the site has no special significance to the interests of sport'.

Where the PPS cannot demonstrate that the site, or part of a site, is clearly surplus to requirements then replacement of the site, or part of a site, will be required to comply with the remaining Sport England policy exceptions.

Policy Exception E2

'The proposed development is for ancillary facilities supporting the principal use of the site as a playing field and does not affect the quantity and quality of playing pitches or otherwise adversely affect their use'.

Policy Exception E3

'The proposed development affects only land incapable of forming part of a playing pitch and does not:

- ❖ Reduce the size of any playing pitch.
- ❖ Result in the inability to use any playing pitch (including the maintenance of adequate safety margins and run-off areas).
- ❖ Reduce the sporting capacity of the playing field to accommodate playing pitches or the capability to rotate or reposition playing pitches to maintain quality.
- ❖ Result in the loss of other sporting provision or ancillary facilities on the site.
- ❖ Prejudice the use of any remaining areas of playing field on the site'.

¹⁰https://www.sportengland.org/how-we-can-help/facilities-and-planning/planning-for-sport#playing_fields_policy

WEST OXFORDSHIRE PLAYING PITCH STRATEGY & ACTION PLAN

Policy Exception E4:

'The playing field or fields to be lost as a result of the proposed development would be replaced, prior to the commencement of development, by a new playing field site or sites:

- ◆ of equivalent or better quality and
- ◆ of equivalent or greater quantity;
- ◆ in a suitable location and;
- ◆ subject to equivalent or better management arrangements.

Policy Exception E5

'The proposed development is for an indoor or outdoor facility for sport, the provision of which would be of sufficient benefit to the development of sport as to outweigh the detriment caused by the loss, or prejudice of use, of the area of playing field'.

Disused sites (e.g. Walterbush Road Ground) should also be protected from development or replaced in accordance with Sport England's policy exceptions as they currently provide a solution to reducing identified shortfalls. A disused site is a playing field which is not currently being used at all by any users and is not available for community hire either.

Any disused playing fields are included within the Action Plan together with a recommendation in relation to bringing the site back into use or to mitigate the loss on a replacement site to address the shortfalls identified.

Recommendation (b) – Secure tenure and access to sites through a range of solutions and partnership agreements.

A number of education sites are being used in West Oxfordshire for competitive play, predominately for football or for hockey. In some cases, use of pitches has been classified as secure, however, use is not necessarily formalised and further work should be carried out to ensure an appropriate community use agreement is in place (including access to changing provision where required).

For the remaining providers, National Governing Bodies, Sport England and other appropriate bodies such as the Football Foundation can often help to negotiate and engage with providers where the local authority may not have direct influence. This is particularly the case at sites that have received funding from these bodies or are going to receive funding in the future as community access can be a condition of the agreement.

In the context of the Comprehensive Spending Review, which announced public spending cuts, it is increasingly important for the District Council to work with voluntary sector organisations to enable them to take greater levels of ownership and support the wider development and maintenance of facilities. To facilitate this, where practical, it should support and enable clubs to generate sufficient funds, providing that this is to the benefit of sport.

As a significant proportion of playing pitch sites are managed by parish or town councils, private owners or sports clubs, the District Council may need to support clubs and NGBs in developing relationships with these providers and to establish formal community use agreements.

WEST OXFORDSHIRE PLAYING PITCH STRATEGY & ACTION PLAN

Alternative management models

The Council should explore possible alternative options for the future management of some sites within its playing field portfolio, including leasehold or Community Asset Transfer (CAT). Potential benefits of this include reducing costs to the District Council which may allow for the retention and possible improvement of other retained sites within the portfolio, as well as potentially opening up new routes to improvement of sites and access to external funding opportunities through club-led management models.

Local sports clubs should be supported by partners including the District Council and National Governing Bodies to achieve sustainability across a range of areas including management, membership, funding, facilities, volunteers and partnership work. For example, support club development and encourage clubs to develop evidence of business and sports development plans to generate income via their facilities. All clubs could be encouraged to look at different management models such as registering as Community Amateur Sports Clubs (CASC)¹¹. They should also be encouraged to work with partners locally – such as volunteer support agencies or local businesses.

Long-term leasehold

The District Council should explore opportunities where security of tenure could be granted via lease agreements (minimum 25 years as recommended by Sport England and National Governing Bodies of Sport) so clubs are in a position to apply for external funding. This is particularly the case at poor quality sites, possibly with inadequate ancillary facilities, so that quality can be improved and sites developed.

For clubs with leaseholds already in place, these should be reviewed when fewer than 25 years remain on existing agreements to secure extensions, thus improving security of tenure and helping clubs attract funding for site developments. Any club with less than 25 years remaining on an agreement is unlikely to meet conditions of grants funded by external partners.

Community Asset Transfer

Another way of ensuring long term tenure for clubs is through a Community Asset Transfer (CAT). This is the transfer of management and/or ownership of public land and buildings from its owner (usually a local authority) to a community organisation (such as a Development Trust, a Community Interest Company or a social enterprise) for less than market value – to achieve a local social, economic or environmental benefit.

Community based organisations are often much more effective at engaging people than other types of organisation because they are close to and directly accountable to their community.

Communities that come together to plan and deliver services can make them more inclusive and responsive than state run services. Communities can mobilise a lot of volunteer time and energy. Asset transfer can, for example:

- ◀ Help local authorities meet policy objectives.
- ◀ Make better use of underused assets.
- ◀ Open and increase opportunities for clubs/organisations to access grant funding for which local authorities cannot apply (e.g. Football Foundation Grass Maintenance Fund).
- ◀ Improve assets through increased time and resource (both financial and volunteer) than what the local authority may be able to contribute.

¹¹ <http://www.cascinfo.co.uk/cascbenefits>

WEST OXFORDSHIRE PLAYING PITCH STRATEGY & ACTION PLAN

- ◀ Give sports clubs and community organisations more security and sustainability and help transition clubs away from being funding dependent. Opens opportunities to revenue generation and greater self-dependence.
- ◀ Enable people to protect the assets in their communities – including iconic heritage buildings and open spaces. Reducing costs to the local authority and protection against further budgetary cuts.
- ◀ Involve people in designing and running the services from which, they benefit.
- ◀ Be a catalyst for getting people more involved as volunteers.
- ◀ Keep money in the local economy through enterprise and locally owned assets.

The Sport England Community Sport Asset Transfer Toolkit is a bespoke, interactive web based tool that provides a step by step guide through each stage of the asset transfer process should this be an option for the Council to consider. It can be accessed here: <https://www.sportengland.org/how-we-can-help/facilities-and-planning/community-assets-and-rights>

Recommendation (c) - Maximise community use of education facilities where there is a need to do so.

In order to maximise community use of education facilities it is recommended to establish a coherent, structured relationship with schools. The ability to access good facilities within the local community is vital to any sports organisation, yet many clubs struggle to find good quality places to play and train. Pricing policies at facilities can be a barrier to access but also physical access and resistance from schools to open up provision due to staffing, site security or to protect the quality of facilities for school use.

A number of sporting facilities are located on education sites and making these available to sports clubs can offer significant benefits to both the school/college and the local clubs. The Council and other key partners must work with schools and colleges to develop an understanding of the issues that restrict or affect community access. Support should be provided, where appropriate, to address any underlying problems.

The highest priority sites for securing formal community access arrangements should be those schools which already have community use but do not have secured community use arrangements. These already provide an important role in meeting community needs but this must be secured to ensure continued use into the future. Where appropriate, it will be important for schools to negotiate and sign formal and long-term agreements that secure community use.

As aforementioned, National Governing Bodies and Sport England can often help to negotiate and engage with schools where the local authority may have limited direct influence. This is particularly the case at sites that have received funding from the relevant bodies or are going to receive funding in the future as community access can be a condition of the funding agreement.

WEST OXFORDSHIRE PLAYING PITCH STRATEGY & ACTION PLAN

OBJECTIVE 2

To **enhance** outdoor sports provision and ancillary facilities through improving quality and management of sites.

Recommendations:

- d. Improve quality
- e. Adopt a tiered approach (hierarchy of provision) to the management and improvement of sites.
- f. Work in partnership with stakeholders to secure funding
- g. Secure developer contributions.

Recommendation (d) – Improve quality

There are a number of ways in which it is possible to increase pitch quality and these are explored below.

GMA Pitch Advisory Service

With quality of grass pitches becoming one of the biggest influences on participation, the Pitch Advisory Service (PAS, formerly the Grounds and Natural Turf Improvement Programme) was launched in 2014 and is funded by the GMA and its partners; the Football Foundation, Sport England, FA, ECB, RFU and RFL.

Its aim is to raise the standards of sports surfaces as well as the understanding of sports turf management practices among grassroots clubs across England and Wales. The PAS provides an enhanced network of support and expertise available to those maintaining natural turf pitches, particularly at a local level.

The service can be utilised by grassroots clubs, organisations and local authorities with the simple aim of improving the quality of grass pitches. The key principles behind the service are to provide members of the programme with advice/practical solutions via a report which will also identify the key enhanced maintenance works required along with machinery requirements.

For football, Pitch providers are encouraged to complete a self-assessment of pitches using the Football Foundation PitchPower tool, whilst for other sports a site visit in person may be undertaken by a GMA Pitch Advisor.

In relation to cricket specifically, maintaining high pitch quality is the most important aspect of the sport. If the wicket is poor, it can affect the quality of the game and, in some instances, become dangerous. The ECB recommends full technical assessments of wickets and pitches available through a Performance Quality Standard (PQS) assessment. The Performance Quality Standard Assessment assesses a cricket square to ascertain whether it meets the standards that are benchmarked by the Ground Management Association.

WEST OXFORDSHIRE PLAYING PITCH STRATEGY & ACTION PLAN

Football Foundation PitchPower Assessment

The Premier League, The FA and the Football Foundation are increasing efforts to improve the quality of grass pitches in England with the launch of the PitchPower app. Launched in 2020 alongside the Football Foundation Pitch Preparation Fund, The app is a new digital self-assessment tool to allow reports and recommendations to be made more quickly and easily once submitted for review by GMA regional pitch advisors.

The tool across mobile app and desktop is open to access by all providers, for example clubs, schools and local authorities. Following a PitchPower Assessment Report, organisations can work towards the recommended dedicated maintenance regime identified to improve the quality of their pitches.

Football Foundation Grass Pitch Maintenance Fund

Eligible clubs and organisations can also utilise the report as an evidence base to acquire potential funding streams, for example, to obtain the required maintenance equipment. If a PitchPower assessment categorises pitches as 'poor' or 'basic' they are then eligible to apply for Grass Pitch Funding through the Football Foundation through the Grass Pitch Maintenance Fund¹², a fund offering six-year tapered grants to help clubs enhance or sustain the quality of their grass pitches. The fund is a key part of the Football Foundation's Grass Pitch Improvement Programme - an ambition to deliver 20,000 quality grass pitches by 2030. Clubs with good or standard quality pitches can also apply for a lower level of funding.

All applicants must have the required security of tenure and have received a PitchPower Pitch Assessment Report, with the fund currently open to football clubs, leagues, National League System Clubs at Steps 1-6 and charities (with an annual turnover of under £500,000). Local authorities are not currently eligible applicants, however, clubs, leagues and charitable organisations using local authority sites can apply provided they have security of tenure.

The District Council is not presently eligible to access the GPMF as an applicant, however, can undertake technical assessment of pitches using the PitchPower app. Opportunities to access the fund to support presently Council managed sites include establishment of a service level agreement with a resident club for maintenance responsibilities, or transfer of long-term management to the club/organisation through leasehold or CAT, both enabling the club/organisation to apply to the fund.

Furthermore, the Football Foundation also launched a new Groundskeeping Community online platform in 2019 which provides a resource of expert advice for grounds staff, enabling them to connect with peers, discover new tips and tricks and share advice on best industry practice. Users can seek guidance from the GMA regional pitch advisors, who are available to answer questions and update members on changes to industry standards.

Addressing quality issues

Where facilities are assessed as standard or poor quality and/or overplayed, maintenance regimes should be reviewed and, where possible, improved to ensure that what is being done is of an appropriate standard to sustain/improve pitch quality. Ensuring continuance of existing maintenance of good quality sites is also essential.

¹² <https://footballfoundation.org.uk/grant/grass-pitch-maintenance-fund>

WEST OXFORDSHIRE PLAYING PITCH STRATEGY & ACTION PLAN

It is also important to note the impact the weather has on quality. The worse the weather, the poorer facilities tend to become, especially if there is no dedicated drainage system in place or if existing drainage systems are inadequate or have become compromised or poorly maintained. This also means that quality can vary, year on year, dependent upon the weather and levels of rainfall.

Based upon an achievable target using existing quality scoring to provide a baseline, a standard should be used to identify deficiencies and investment should be focused on those sites which fail to meet the proposed quality standard (using the site audit database as provided in electronic format). The Strategy approach to outdoor sports facilities achieving these standards should be to enhance quality and therefore the planning system should seek to protect them.

For the purposes of quality assessments, the PPS refers to outdoor sports facilities and ancillary facilities separately as being of 'Good', 'Standard' or 'Poor' quality. For example, some good quality sites have poor quality elements and vice versa (e.g. a good quality pitch may be serviced by poor quality changing facilities).

Good quality refers to pitches that have, for example, good grass cover, an even surface, are free from vandalism and litter. For rugby union, a good quality pitch is also pipe and/or slit drained. In terms of ancillary facilities, good quality refers to access for disabled people, sufficient provision for referees, juniors/women/girls and appropriate provision of showers, toilets and car parking.

Standard quality refers to pitches that have, for example, adequate grass cover, minimal signs of wear and tear and goalposts may be secure but in need of minor repair. For rugby union, drainage is natural but adequate. In terms of ancillary facilities, standard quality refers to adequately sized changing rooms, storage provision and provision of toilets.

Poor quality refers to provision with, for example, inadequate grass cover, uneven surfaces and poor drainage. For rugby, pitches will have inadequate natural drainage. In terms of ancillary facilities, poor quality refers to inappropriate changing rooms with no showers, no running water and/or old, dated interiors. If a poor quality site receives little or no usage that is not to say that no improvement is needed, it may instead be the case that it receives no demand because of its quality, thus an improvement in said quality will attract demand to the site, potentially from overplayed standard or good quality sites.

Without appropriate, fit for purpose ancillary facilities, good quality pitches may be underutilised. Changing facilities form the most essential part of this offer and therefore key sites should be given priority for improvement. Also, key sites without a suitable offer may not be able to establish or grow participation in key sport development areas with specific requirements, such as disability or women and girls' sport.

In order to prioritise investment into key sites it is recommended that the steering group works up a list of criteria, relevant to West Oxfordshire, to provide a steer on future investment.

For improvement/replacement of artificial grass pitches refer to Sport England and National Governing Bodies 'Selecting the Right Artificial Surface for Hockey, Football, and Rugby Union' document for a guide as to suitable artificial grass pitch surfaces: <https://www.sportengland.org/how-we-can-help/facilities-and-planning/design-and-cost-guidance/outdoor-surfaces>

WEST OXFORDSHIRE PLAYING PITCH STRATEGY & ACTION PLAN

Addressing overplay

In order to improve the overall quality of the outdoor facility stock; it is necessary to ensure that provision is not overplayed beyond recommended carrying capacity. This is determined by assessing quality (via non-technical site assessment) and allocating a usage limit to each (daily for hockey, weekly for football, rugby league and rugby union and seasonal for cricket).

The FA, RFU, RFL and ECB all recommend a number of matches that pitches should be able to accommodate based on quality, as seen in the table below. For other grass pitch sports, no guidelines are set by the National Governing Bodies although it can be assumed that a similar trend should be followed.

Table 5.2: Recommended carrying capacity of grass pitches

Sport	Pitch type	Number of matches		
		Good quality	Standard quality	Poor quality
Football	Adult pitches	3 per week	2 per week	1 per week
	Youth pitches	4 per week	2 per week	1 per week
	Mini pitches	6 per week	4 per week	2 per week
Rugby union	Natural Inadequate (D0)	2 per week	1.5 per week	0.5 per week
	Natural Adequate (D1)	3 per week	2 per week	1.5 per week
	Pipe Drained (D2)	3.25 per week	2.5 per week	1.75 per week
	Pipe and Slit Drained (D3)	3.5 per week	3 per week	2 per week
Rugby league	Senior pitches	3 per week	2 per week	1 per week
Cricket	One grass wicket	5 per season	4 per season	0 per season
	One synthetic wicket	60 per season	60 per season	0 per season

For non-pitch sports (e.g. bowls and tennis) there are no capacity recommendations set out by the respective National Governing Bodies of Sport. Instead, potential capacity is evaluated on a site-by-site basis following consultation and site assessments.

It is imperative to engage with clubs to ensure that sites are not played beyond their capacity. Play should therefore be encouraged, where possible, to be transferred to alternative venues that are not operating at capacity. This may include transferring play to 3G grass pitches or to sites not currently available for community use but which may be in the future.

For cricket, an increase in the usage of non-turf pitches is key to alleviating overplay as this allows for the transfer of junior demand (some senior play where permitted by local leagues) from grass wickets, this should be undertaken in-situ of quality improvements to a cricket square to improve the quality which in turn will increase carrying capacity.

For rugby union, additional sports lighting can help reduce some of the overplay on a pitch by pitch basis as it allows training demand to be spread across a greater number of pitches or unmarked areas. However, this is on the basis that there are enough pitches or unmarked training areas on a site to make this feasible.

Alternatively, access to World Rugby compliant 3G pitches would help the transfer of midweek training demand and competitive match play which in turn will reduce the pressure on grass pitches. There are competing demands for access to 3G pitches from football and rugby union and there is no capacity amongst existing use. Consequently, there is case to explore increased compliancy of 3G pitches to help support rugby union training demand.

WEST OXFORDSHIRE PLAYING PITCH STRATEGY & ACTION PLAN

Increasing maintenance

Standard or poor grass pitch quality may not just be a result of draining poorly. In some instances, ensuring there is an appropriate maintenance for the level/standard of play can help to improve quality and therefore increase pitch capacity. Each National Governing Body of Sport can provide assistance with reviewing pitch maintenance regimes.

The Pitch Advisory Service has been developed in partnership with the Grounds Management Association (GMA) to establish a grass pitch maintenance service that can be utilised by grassroots clubs with the aim of improving knowledge, skills and therefore the quality of pitches.

The key principles behind the service are to provide clubs with advice/practical solutions in a range of areas, with the simple aim of improving playing surfaces. The programme is designed to help clubs on sites that they themselves manage and maintain but also aims to focus on developing improved maintenance programmes with local authorities that can be utilised at local authority maintained sites.

Improving changing provision

There is a need to address changing provision at some sites in West Oxfordshire District (these are detailed in the Action Plan). As previously mentioned, without appropriate, fit for purpose ancillary facilities, good quality pitches may be underutilised. Changing facilities form the most essential part of this offer and therefore key sites should be given priority for improvement, for example both the Action Plan and West Oxfordshire LFFP identify a need for refurbished or replacement changing room pavilion provision at West Witney Sports Ground and Kilkenny Football Ground among others.

Sites which predominantly accommodate adult and/or older junior age group sports should be prioritised for improvements, whilst there is a trend for younger junior age groups (particularly for football) not to require use of changing provision, with suitable male and female toilet provision for players and spectators considered to be of greater importance.

Recommendation (e) – Adopt a tiered approach (hierarchy of provision) to the management and improvement of sites

To allow for facility developments to be programmed within a phased approach, the District Council should adopt a tiered approach to the management and improvement of playing pitch sites and associated facilities. Please refer to Part 6: Action Plan for the proposed hierarchy.

Recommendation (f) – Work in partnership with stakeholders to secure funding

Partners, led by the District Council, should ensure that appropriate funding secured for improved sports provision are directed to areas of need, underpinned by a robust strategy for improvement in outdoor sports facilities.

In order to address the community's needs, to target priority areas and to reduce duplication of provision, there should be a coordinated approach to strategic investment. In delivering this recommendation the Council should maintain a regular dialogue with local partners and through the Steering Group.

Although some investment in new provision will not be made by the District Council directly, it is important that it seeks to direct and lead a strategic and co-ordinated approach to facility development by education sites, National Governing Bodies, Parish and Town Councils, sports clubs and the commercial sector to address community needs whilst avoiding duplication of provision.

WEST OXFORDSHIRE PLAYING PITCH STRATEGY & ACTION PLAN

One of sport's greatest contributions is its positive impact on public health and it is therefore important to lever in investment from other sectors such as health and wellbeing, for example. Sport and physical activity can have a profound effect on peoples' lives, and plays a crucial role in improving community cohesion, educational attainment and self-confidence.

Recommendation (g) – Secure developer contributions

It is important that this strategy informs policies and supplementary planning documents by setting out the approach to securing sport and recreational facilities through new housing development.

For playing pitches, the District Council should use Sport England's Playing Pitch Calculator as a tool for determining developer contributions linking to sites within the locality.

This uses team information from the Assessment Report to determine how many new teams would be generated from an increase in population derived from housing growth. It then converts this into pitch requirements and gives the associated costs (both for providing the provision and for its lifecycle).

The PPS should be used to help determine the likely impact of a new development on demand and the capacity of existing sites in the area, and whether there is a need for improvements to increase capacity of existing provision or if new provision is required. Where a development is located within access of existing high-quality provision, this does not necessarily mean that there is no need for further provision or improvement to existing provision, as additional demand arising from the development is likely to result in increased usage (which can result in overplay or quality deterioration). Please refer to Part 7: Housing Growth Scenarios for more detail.

Where it is determined that new provision is required to accompany a development, priority should be placed on providing facilities that contribute towards alleviating existing shortfalls within the locality (i.e. within the same Analysis Area). To determine what supply of provision is provided, it is imperative that the PPS findings are taken into consideration and that consultation takes place with the relevant National Governing Bodies of Sport. This is due to the importance of ensuring that the stock of facilities provided is correct to avoid provision becoming unsustainable and unused, such as single grass pitch football sites without adequate ancillary facilities or new cricket/rugby grounds located away from existing clubs. Instead, accessible multi-pitch and multi-sport sites should be developed, supported by a clubhouse and adequate parking facilities which consider the potential for future artificial grass pitch development.

Several planning policy objectives could be implemented to enable the above to be delivered:

- ◀ Planning consent should include appropriate conditions and/or be subject to specific planning obligations. Where developer contributions are applicable, a Section 106/CIL Agreement or equivalent must be completed that should specify, when applied, the amount that will be linked to Sport England's Building Cost Information Service from the date of the permission and timing of the contribution/s to be made.
- ◀ Contributions should also be secured towards the first ten years of maintenance on new pitches. National Governing Bodies and Sport England can provide further and up to date information on the associated costs.
- ◀ External funding should be sought/secured to achieve maximum benefit from the investment into appropriate playing pitch facility enhancement and its subsequent maintenance.
- ◀ Where new multiple pitches are provided, appropriate changing rooms and associated car parking should be located onsite.
- ◀ All new or improved outdoor sports facilities on school sites should be subject to community use agreements.

WEST OXFORDSHIRE PLAYING PITCH STRATEGY & ACTION PLAN

OBJECTIVE 3

To **provide** new outdoor sports facilities where feasible and there is current or future demand to do so.

Recommendations:

- h. Identify opportunities to add to the overall stock to accommodate both current and future demand.
- i. Rectify quantitative shortfalls through the current stock.
- j. Consider opportunities to meet the need of community demand for playing pitches and outdoor sports facilities through new and proposed education facilities.

Recommendation (h) - Identify opportunities to add to the overall stock to accommodate both current and future demand

The Steering Group should use the Action Plan within this Strategy for improvements to the Council's own outdoor sports facilities whilst recognising the need to support partners. The Action Plan lists improvements to be made to each site focused upon both qualitative and quantitative improvements as appropriate for each area.

Although there are identified shortfalls of match equivalent sessions, most current and future demand is currently being met and most shortfalls can be addressed via quality improvements and/or improved access to sites that are presently used minimally or currently unavailable. Adding to the current stock, particularly in the short term, is therefore not recommended as a priority, except in the case where there is significant housing growth, or where sites fall out of use and require mitigation.

Recommendation (i) - Rectify quantitative shortfalls through the current stock

The District Council and its partners should work to rectify identified inadequacies and meet identified shortfalls as outlined in the preceding Assessment Report and the sport by sport specific recommendations (Part 3) as well as the following Action Plan (Part 6).

It is important that the current levels of provision are protected, maintained and enhanced to secure provision now and in the future. For most sports, the current and future demand for provision identified in the District can be overcome through maximising use of existing stock through a combination of:

- ◆ Improving quality in order to improve the capacity to accommodate more demand
- ◆ Transferring demand from overplayed sites to sites with spare capacity
- ◆ Securing long term community use at school sites including those currently unavailable

Unmet demand, changes in sport participation and trends, and proposed housing growth should be recognised and factored into future facility planning. Assuming an increase in participation and housing growth occurs, it will impact on the future need for certain types of sports facilities. Sports development work also approximates unmet demand which cannot currently be quantified (i.e. it is not being suppressed by a lack of facilities) but is likely to occur. The following table highlights the main development trends in each sport and their likely impact on facilities. However, it is important to note that these may be subject to change.

WEST OXFORDSHIRE PLAYING PITCH STRATEGY & ACTION PLAN

Furthermore, retaining some spare capacity allows some pitches to be rested to protect overall pitch quality in the long-term. Therefore, whilst in some instances it may be appropriate to re-designate a senior pitch where there is low demand identified a holistic approach should be taken to re-designation for the reasons cited. The site-by-site action planning will seek to provide further clarification on where re-designation is suitable.

Table 5.3: Likely future sport-by-sport demand trends

Sport	Future sports development trend	Strategy impact
Football	Demand for adult male football is likely to be sustained with the FA focusing on retention. There is also likely to be some continued movement towards small sided football for adults.	Additional need for 3G pitches. Sustain current pitch stock but consider pitch reconfiguration to accommodate youth 11v11 football. Qualitative improvements.
	Demand for mini and youth football is likely to increase based on team generation rates and the FA has a key objective to deliver 50% of mini and youth football on 3G pitches.	Sustain current stock and consideration given to reconfigure pitches if required. Qualitative improvements. Where possible utilise new or existing 3G pitches to further accommodate this demand and ensure 3G testing.
	The FA's strategy for Women's and Girls' football, Inspiring Positive Change (2020-2024), was released in October 2020. One of the major goals of the new strategy will be to encourage early participation from primary school and for 90% of schools in England to become part of the FA Girls' Football School Partnerships network.	Demand for grass pitches and 3G pitches is likely to increase. Demand for football pitch provision in school settings.
	Greater focus on the growth of non-formalised recreational and informal football participation.	Increased use of public access sites for informal play. Need to incorporate capacity for small sided play within 3G pitch programmes.
Third generation (3G) artificial grass pitches	Demand for 3G pitches for football is high and will continue to increase as currently there is a shortfall of full size pitches. It is likely that future demand for the use of 3G pitches will increase for both training and match play purposes.	Requirement for new 3G pitches to be provided and a need for community use agreements to be in place for any new pitches as well as sinking funds. Requirement for 3G pitches to be FA/FIFA tested to host competitive matches. Utilise Sport England/National Governing Body guidance on choosing the correct surface. Develop additional World Rugby and RFL Community Standard compliant pitches to help reduce capacity shortfalls for both rugby codes.
Cricket	Except for at grounds identified as poor quality, ECB predicts further growth in cricket demand for pitch use over the next few years.	Pitches that are already identified in the PPS as being at capacity will not be able to accommodate additional playing demand generated and it is predicted there will be demand for additional cricket playing facilities.

WEST OXFORDSHIRE PLAYING PITCH STRATEGY & ACTION PLAN

Sport	Future sports development trend	Strategy impact
	<p>All Stars Cricket, the ECB national programme for 5-8 year olds, is engaging large numbers of children and has already been delivered over the past 3-4 years, with increasing numbers of participants year on year, alongside Chance to Shine cricket delivery in primary schools.</p> <p>Increasing numbers of those children are continuing to play cricket as they get older so junior numbers are increasing within clubs.</p> <p>Dynamos Cricket is the ECB national programme for 8-11 year old. It builds on the core principles of All Stars Cricket and participants will continue to develop skills and be introduced to a countdown style of cricket.</p>	<p>Greater usage of outfielders to accommodate demand from All Stars Cricket.</p> <p>Shorter formats of cricket, and additional formats including softball cricket, are also driving up demand for pitches.</p>
	<p>Women's and girls' cricket is a national ECB priority and there is a target to establish more female teams in every local authority.</p>	<p>Increased requirement for peak time access to pitches.</p> <p>Need to ensure access to good quality facilities including, segregated changing and toilet provision.</p>
Rugby union	<p>Locally, it is expected that there will be a rise in demand which will lead to a higher demand for pitches and midweek training facilities.</p>	<p>Clubs are likely to field more teams in the future. It is important, therefore, to work with the clubs to maintain the current pitch stock and support facility development. Capital improvements are required to the existing natural turf pitches as is improvements to the quality of changing rooms, where appropriate. All clubs should have access to high quality pitches with sports lighting to support training and match play demand.</p>
Hockey	<p>Current playing level in the District is likely to increase with growth achievable anticipated by England Hockey.</p>	<p>Ensure continued access to all sand-based artificial grass pitches to best accommodate current demand and ensure sinking funds are in place for long-term sustainability.</p> <p>Ensure that no AGP to 3G pitch conversions take place that are detrimental to hockey.</p> <p>Develop additional hockey AGPs to meet capacity shortfalls in the District.</p>
	<p>High profile events (Hockey World Cup 2018 Legacy)</p>	<p>These high profile events aim to raise the profile of the game within England and there will be community events in the build-up within clubs and a promotional programme through clubs and local schools. This will inevitably raise the profile of the game with the aim to increase participation.</p>
	<p>New England Hockey initiative, Hockey Heroes (aimed at growing participation for under 10s).</p>	<p>Ensure that existing facilities can accommodate additional future demand.</p>

WEST OXFORDSHIRE PLAYING PITCH STRATEGY & ACTION PLAN

Sport	Future sports development trend	Strategy impact
Rugby league	RFL is working towards growing rugby league participation including through growth at junior clubs, Play Touch RL and 9 aside RL. Expected future increase in participation as a legacy of the Rugby League World Cup (RLWC) to be held in the UK in 2021.	A need to improve pitch quality and address overplay within shared settings with rugby union. Seek access to 3G pitches for training, Play Touch and grass pitches for 9 aside. Opportunities to support growth in participation through investment in facilities as part of CreatedBy, the RLWC2021 Capital Grants Programme.
Bowls	No expected net increase in memberships.	Likely that any future increase could be accommodated on existing greens.
Tennis	The LTA has a key priority for the strategic development and growth of tennis at both club and wider community level such as local parks.	Increases in participation can be accommodated through providing additional courts with sports lighting. An increase in casual play can be encouraged through adopting LTA initiatives such as digital access systems.

Recommendation (j) - Consider opportunities to meet the need of community demand for playing pitches through new and proposed education facilities.

The District Council and its relevant education partners should consider how the creation of new school facilities in West Oxfordshire can meet the needs of community sport. New facilities (and particularly those in major new residential developments) may provide opportunities to address shortfalls for grass playing pitches which have been identified in the PPS.

As detailed in Recommendation B, to maximise community use of education facilities it is recommended to establish a coherent, structured relationship with schools. The ability to access good facilities within the local community is vital to any sports organisation, yet many clubs struggle to find good quality places to play and train. Securing the use of new school facilities through a formal community use agreement (secured through planning permission) therefore provides a platform for local sports organisations to securely access facilities and may also work to address identified shortfalls.

The PPS should be used as a baseline to inform the facility mix of playing pitches at any new school developments in the District (in line with consultation with the National Governing Bodies of Sport) to ensure that both community and educational needs are provided for.

WEST OXFORDSHIRE PLAYING PITCH STRATEGY & ACTION PLAN

PART 6: ACTION PLAN

The site-by-site action plan seeks to address key issues identified in the preceding Assessment Report. It provides recommendations based on current levels of usage, quality and future demand, as well as the potential of each site for enhancement. It should be reviewed in the light of staff and financial resources in order to prioritise support for strategically significant provision and provision that other providers are less likely to make. The Action Plan covers the whole of the District.

The Council should make it a high priority to work with National Governing Bodies and other partners to comprise a priority list of actions based on local priorities, National Governing Body priorities and available funding. To allow for facility developments to be programmed within a phased approach, the Council should adopt a tiered approach to the management and improvement of outdoor facility sites and associated provision.

The identification of sites is based on their strategic importance within West Oxfordshire District i.e. they accommodate the majority of demand, or the recommended action has the greatest anticipated impact on addressing shortfalls (identified either on a sport-by-sport basis or across the District as a whole).

Table 6.1: Proposed tiered site criteria

Criteria	Hub sites	Key centres	Local sites
Site location	Strategically located within the District. Priority sites for National Governing Bodies of Sport.	Strategically located within the District.	Serves the local community.
Site layout	Accommodates three or more grass pitches, including provision of an artificial grass pitch.	Accommodates two or more grass pitches.	Accommodates one or more pitches.
Type of sport	Single or multi-sport provision. Could also operate as a central venue.	Single or multi-sport provision. Could also operate as a central venue.	Single or multi-sport provision.
Management	Management control remains within the local authority/other provider or with an appropriate lease arrangement through a committee or education owned.	Management control remains within the local authority/provider or with an appropriate club on a lease arrangement.	Management control remains within the local authority/provider or with an appropriate club on a lease arrangement.
Maintenance regime	Maintenance regime aligns with National Governing Bodies guidelines.	Maintenance regime aligns with National Governing Bodies guidelines.	Standard maintenance regime either by the club or in house maintenance contract.
Ancillary facilities	Good quality ancillary facility onsite, with sufficient changing rooms and car parking to serve the number of pitches. Appropriate bicycle facilities should also be provided to encourage more demand for cycling.	Good quality ancillary facility onsite, with sufficient changing rooms and car parking to serve the number of pitches. Appropriate bicycle facilities should also be provided to encourage more demand for cycling.	No changing room access onsite or appropriate access to accommodate both senior and junior use concurrently (if required).

WEST OXFORDSHIRE PLAYING PITCH STRATEGY & ACTION PLAN

Hub sites are of strategic importance where users are willing to travel to access the range and high quality of facilities offered and are likely to be multi-sport. These have been identified on the basis of the impact that the site will have on addressing the issues identified in the assessment.

Key centres are more community focused sites, although some are still likely to service a wider travel to play area. There may be more of a focus on a specific sport.

Additionally, it is considered that some financial investment may be necessary to improve the ancillary facilities at both hub sites and key centre sites to complement the pitches in terms of access, flexibility (i.e. single-sex changing if necessary), quality and that they meet the rules and regulations of local competitions.

Local sites refer to those sites offering minimal provision or that are of minimal value to the wider community. Primarily they are sites with one facility or a low number of facilities that service just one or two sports. The level of priority attached to them for external investment may be relatively low.

For local authority sites, consideration should be given, on a site-by-site basis, to the feasibility of a club taking on a long-term lease (if not already present), in order that external funding can be sought. Such sites will require some level of investment, either to the outdoor sport facilities or ancillary facilities, and is it anticipated that one of the conditions of offering a hire/lease is that the Club would be in a position to source external funding to improve/extend the provision.

Other sites considered in this tier may be primary school sites or secondary school sites that are not widely used by the community or that do not offer community availability.

Some local sites may be suitable for rationalisation providing that capital receipts are allocated to replace the lost provision at larger, multi-pitch sites.

Management and development

The following issues should be considered when undertaking sports related site development or enhancement:

- ◀ Financial viability.
- ◀ Security of tenure.
- ◀ Planning permission requirements and any foreseen difficulties in securing permission.
- ◀ Adequacy of existing finances to maintain existing sites.
- ◀ Business Plan/Masterplan – including financial package for creation of new provision where need has been identified.
- ◀ Analysis of the possibility of shared site management opportunities.
- ◀ The availability of opportunities to lease sites to external organisations.
- ◀ Options to assist community groups to gain funding to enhance existing provision.
- ◀ Negotiation with landowners to increase access to private hub sites.
- ◀ Football investment programme/ third generation artificial grass pitch development with the FA and Football Foundation.

Partners

The column indicating partners refers to the main organisations that the Council would look to work with to support delivery of the actions. Given the extent of potential actions it is reasonable to assume that partners will not necessarily be able to support all of the actions identified but where the action is a priority and resource is available the partner will endeavour to provide support.

WEST OXFORDSHIRE PLAYING PITCH STRATEGY & ACTION PLAN

Priority

Though hub sites are mostly likely to have a high priority level as they have wide importance, high priority sites have been identified on the basis of the impact that the site will have on addressing the key issues identified in the assessment. Therefore, some key centres and local sites are also identified as having a high priority level. It is these projects/sites which should generally, if possible, be addressed within the short term (1-2 years).

The majority of key centres are a medium priority, have local area importance and have been identified on the basis of the impact that the site will have on addressing the issues identified in the assessment.

The low priority sites tend to be single pitch or single sport sites and often club or education sites with local specific importance but that may also contribute to addressing the issues identified in the assessment for specific users.

Costs

The strategic actions have also been ranked as low, medium or high based on cost. The brackets are:

- ◀ (L) – Low: less than £50,000
- ◀ (M) – Medium: £50,000 - £250,000
- ◀ (H) – High: £250,000 or more

These are based on Sport England's estimated facility costs which can be found at:
<https://www.sportengland.org/facilities-planning/design-and-cost-guidance/cost-guidance/>

Timescales

The Action Plan has been created to be delivered over a ten-year period. The information within the Assessment Report, Strategy and Action Plan will require updating as developments occur.

The indicative timescales relate to delivery times and are not priority based:

- ◀ (S) – Short: 1-2 years
- ◀ (M) – Medium: 3-5 years
- ◀ (L) – Long: 6+ years

Aim

Each action seeks to meet at least one of the three aims of the Strategy; Enhance, Provide, Protect.

WEST OXFORDSHIRE PLAYING PITCH STRATEGY & ACTION PLAN

ACTION PLAN

Burford-Charlbury

Site ID	Site	IMD 10% bands (1 = most deprived)	Sport	Management	Current status	Recommended actions	Partners	Site hierarchy tier	Priority	Timescales	Cost	Aim
7	Burford Recreation Ground	8	Football	Parish/Town Council	One adult and two mini 7v7 pitches, all standard quality. The adult pitch is played to capacity at peak time whilst the mini pitches have one MES of actual spare capacity.	Improve pitch quality through enhanced maintenance regime. Maximise spare capacity to alleviate overplay of other pitches in the area.	Council FF/OFA BE	Local Site	M	S	L	Protect Enhance
			Bowls		One good quality flat bowling green that has capacity for additional members. Burford Town BC has plans to improve the kitchen, windows and heating in the clubhouse onsite.	Sustain green quality through dedicated maintenance regime. Support the Club to improve ancillary provision onsite.			L	L	L	
8	Burford School	8	Rugby union	School	Two poor (M0/D1) quality senior rugby union pitches which are available for community use but played to capacity through school use.	Improve pitch quality to better accommodate curricular demand.	School RFU ECB/OCB FF/OFA	Local Site	L	L	L	Protect Enhance Provide
			Cricket		One cricket square with seven grass wickets which is unavailable for community use.	Improve square quality to better accommodate curricular demand.			L	L	L	
			3G pitch		Oxfordshire FA reports that the School has previously expressed interest in developing a new 3G pitch onsite. Benefits of doing so at this site include day time use by the School, whilst it is well connected on the A40 and located opposite multi-pitch site Burford Recreation Ground. However, the site is not presently made available for community use and a clear operational model would need to be developed to facilitate a full community programme at this site. Additional access or improvement to ancillary provision may also be required to support additional use of the site.	Explore the feasibility to develop a full size 3G pitch onsite to alleviate the identified 3G pitch shortfall for team training. Ensure the provider has in place a mechanism for future sustainability, such as a sinking fund formed over time, for repair and resurfacing of a potential new 3G pitch when necessary. If a 3G pitch is developed onsite, ensure 3G registration is achieved so that the pitch can continue to support use for competitive match play. Improve quality and access to ancillary facilities to service a potential new 3G pitch if required.			H	S-M	H	
16	Chadlington Bowling Club	7	Bowls	Sport Club	One standard quality flat bowling green. Chadlington BC reports it has plans to improve the green. It is currently operating below capacity but expects to be within the recommended capacity range after future demand.	Improve green quality through enhanced maintenance regime. Support the Club to improve green quality and add additional members.	Sport Club BE	Local Site	M	S	L	Protect Enhance

WEST OXFORDSHIRE PLAYING PITCH STRATEGY & ACTION PLAN

Site ID	Site	IMD 10% bands (1 = most deprived)	Sport	Management	Current status	Recommended actions	Partners	Site hierarchy tier	Priority	Timescales	Cost	Aim
17	Chadlington Sports Club	7	Football	Sport Club	One youth 11v11, one youth 9v9, two mini 7v7 and two mini 5v5 pitches, all of standard quality. The youth 11v11 pitch is played to capacity and the youth 9v9 is played to capacity at peak time. Both mini pitch formats have actual spare capacity of one MES per week. Chadlington FC indicates toilet and shower facilities onsite are outdated and in need of replacement.	Improve pitch quality through enhanced maintenance regime. Explore the feasibility of improving toilet and shower facilities onsite.	Sport Club FF/OFA ECB/OCB	Local Site	L	L	L	Protect Enhance
			Cricket		One good quality cricket square with nine grass wickets and a non-turf pitch. The square has actual spare capacity at all times.	Sustain square quality through dedicated maintenance regime.			L	L	L	
18	Charlbury Bowling Club	10	Bowls	Sport Club	One good quality flat bowling green. Charlbury BC plans to extend its existing premises onsite. Planning permission is in place for this development and the Club is now looking to secure funding. The green significantly exceeds its recommended capacity.	Sustain green quality through dedicated maintenance regime. Support Charlbury BC to improve ancillary provision onsite. Monitor Club demand to ensure that green quality does not decline due to playing above the recommended capacity.	Sport Club BE	Local Site	M	S	M	Protect Enhance
19	Charlbury Cricket Club	10	Football	Sport Club	A standard quality mini 7v7 pitch marked on a cricket outfield. The pitch is played to capacity at peak time.	Improve pitch quality through enhanced maintenance regime.	Sport Club FF/OFA ECB/OCB	Local Site	L	L	L	Protect Enhance
			Cricket		Two standard quality cricket squares, each with nine grass wickets and a non-turf pitch. Only one square has capacity for additional play on Saturdays whilst both squares have capacity on Sundays and midweek.	Improve square quality through enhanced maintenance regime.			L	L	L	
23	Church Rise Playing Field	10	Football	Parish/Town Council	One standard quality adult football pitch which is currently unused.	Improve pitch quality through enhanced maintenance regime. Maximise spare capacity to alleviate overplay of other pitches in the area.	Council FF/OFA	Local Site	M	S	L	Protect Enhance
24	Churchill Playing Fields	7	Football	Parish/Town Council	One standard quality mini 7v7 pitch which is currently unused.	Improve pitch quality through enhanced maintenance regime. Maximise spare capacity to alleviate overplay of other pitches in the area.	Council FF/OFA ECB/OCB	Local Site	M	S	L	Protect Enhance
			Cricket		One standard quality cricket square with six grass wickets that is currently unused.	Improve square quality through enhanced maintenance regime. Maximise spare capacity to alleviate overplay of other pitches in the area.			M	S	L	
35	Fifield Memorial Recreation Ground	9	Football	Parish/Town Council	One standard quality adult football pitch which is currently unused.	Improve pitch quality through enhanced maintenance regime. Maximise spare capacity to alleviate overplay of other pitches in the area.	Council FF/OFA	Local Site	M	S	L	Protect Enhance
48	Kingham Hill School	6	Rugby Union	School	Five junior rugby union pitches of poor (M0/D1) which are played to capacity through curricular use.	Improve pitch quality through enhanced maintenance regime.	School RFU EH	Local Site	L	L	L	Protect Enhance
			Hockey AGP		One poor quality small size hockey suitable AGP which has sports lighting and available to the community.	Improve pitch quality through resurfacing and enhanced maintenance regime.			L	L	L	

WEST OXFORDSHIRE PLAYING PITCH STRATEGY & ACTION PLAN

Site ID	Site	IMD 10% bands (1 = most deprived)	Sport	Management	Current status	Recommended actions	Partners	Site hierarchy tier	Priority	Timescales	Cost	Aim
49	Kingham Playing Field	6	Football	Parish/Town Council	One standard quality adult football pitch with actual spare capacity of one MES per week.	Improve pitch quality through enhanced maintenance regime. Maximise spare capacity to alleviate overplay of other pitches in the area.	Council FF/OFA	Local Site	M	S	L	Protect Enhance
50	Leafield Playing Field	9	Football	Parish/Town Council	One standard quality adult football pitch with actual spare capacity of one MES per week.	Improve pitch quality through enhanced maintenance regime. Maximise spare capacity to alleviate overplay of other pitches in the area.	Council FF/OFA	Local Site	M	S	L	Protect Enhance
54	Nineacres Recreation Ground (w/Charlbury Community Centre)	9	Football	Parish/Town Council	Two adult and one mini 7v7 pitch, all of standard quality. Both pitch formats have actual spare capacity of one MES per week. The site is said to have suffered from a lack of maintenance and overuse in recent years. Now identified in the LFFP for pitch improvements. Charlbury Town Youth FC has pitch improvement works planned for both pitches onsite. Weed killing has recently taken place and the pitches are now being reseeded. A full maintenance programme will be implemented following remedial works.	Ensure pitch improvements go ahead as planned as recommended in the LFFP. Maximise spare capacity to alleviate overplay of other pitches in the area. Explore the feasibility of providing a 3G pitch onsite to alleviate identified training shortfalls.	Council FF/OFA LTA	Local Site	H	M	H	Protect Enhance
			Tennis		Four good quality macadam tennis courts that have sports lighting. The LTA reports that Charlbury TC has a long-term aspiration to refurbish the courts onsite into an all-weather, multi-sport surface with sports lighting. The Club is currently in the initial scoping phase for this and is looking to attract funding to support the development. In the short-term, the Club is looking to deep clean and repaint the existing courts.	Sustain court quality through dedicated maintenance regime. Examine the feasibility of converting the courts onsite to a multi-sport surface.			L	L	L	
59	Ramsden Tennis Club	8	Tennis	Sport Club	One standard quality macadam tennis court which is available for community use but without sports lighting.	Improve court quality through enhanced maintenance regime.	Sport Club LTA	Local Site	L	L	L	Protect Enhance
62	Shipton Recreation Ground	10	Football	Parish/Town Council	One standard quality adult football pitch with 0.5 MES of actual spare capacity.	Improve pitch quality through enhanced maintenance regime. Maximise spare capacity to alleviate overplay of other pitches in the area.	Council FF/OFA LTA	Local Site	M	S	L	Protect Enhance
			Tennis		Three standard quality artificial tennis courts that are available for community use but without sports lighting. Wychwood TC aspires to install a clubhouse onsite and has an urgent need for sportslighting to deal with significant overplay.	Improve court quality through enhanced maintenance regime. Support planning application for sports lighting to increase court capacity onsite, to support Wychwood TC to operate within the recommended capacity.			H	M	M	
63	Shipton Under Wychwood Cricket Club	10	Cricket	Sport Club	Two good quality cricket squares with 16 and 11 grass wickets respectively. Both squares are played to capacity on Saturdays although have capacity on Sunday and midweek.	Sustain square quality through dedicated maintenance regime.	Sport Club ECB/OCB	Local Site	L	L	L	Protect

WEST OXFORDSHIRE PLAYING PITCH STRATEGY & ACTION PLAN

Site ID	Site	IMD 10% bands (1 = most deprived)	Sport	Management	Current status	Recommended actions	Partners	Site hierarchy tier	Priority	Timescales	Cost	Aim
72	Stonesfield Playing Field	8	Football	Parish/Town Council	Two good quality youth 11v11 pitches of which one is overmarked on the cricket outfield. The pitches are played to capacity at peak time. Listed in the LFFP for ancillary facility improvements.	Sustain pitch quality through dedicated maintenance regime. Improve ancillary facilities onsite in line with LFFP recommendations.	Council FF/OFA ECB/OCB LTA	Local Site	M	M	L	Protect Enhance
			Cricket		One good quality cricket square with nine grass wickets. The square is played to capacity on Saturdays but has spare capacity on Sundays and midweek.	Sustain square quality through dedicated maintenance regime.			L	L	L	
			Tennis		Three good quality artificial tennis courts which are available for community use but without sports lighting. Stonesfield TC are exploring costs to install sports lighting due to overplay. Stonesfield TC reports changing facilities onsite are in poor condition.	Sustain court quality through dedicated maintenance regime. Explore the feasibility of improving ancillary provision onsite. Support any future planning application for sports lighting to increase court capacity onsite, to support Stonesfield TC to operate within the recommended capacity.			L	L	L	
73	Swinbrook Cricket Club	8	Cricket	Sport Club	One good quality cricket square with eight grass wickets and a non-turf pitch. Used by Swinbrook CC, the square has capacity for an increase in demand at all times.	Sustain square quality through dedicated maintenance regime.	Sport Club ECB/OCB	Local Site	L	L	L	Protect
79	The Memorial Ground	10	Football	Parish/Town Council	One standard quality adult football pitch with one MES of actual spare capacity.	Improve pitch quality through enhanced maintenance regime. Maximise spare capacity to alleviate overplay of other pitches in the area.	Council FF/OFA ECB/OCB	Local Site	M	S	L	Protect Enhance Provide
			Cricket		One good quality cricket square with six grass wickets which has spare capacity at all times. Ascott-under-Wychwood CC is searching for funding for roll-on covers so that better quality wickets can be prepared onsite and fewer matches are lost due to rain. The site has also suffered from vandalism in recent years, with litter and glass being left on the square.	Sustain square quality through dedicated maintenance regime. Support the Club to provide wicket covers onsite.			L	L	L	
81	Milton-Under-Wychwood Village Green	9	Football	Parish/Town Council	One standard quality adult football pitch which is played to capacity.	Improve pitch quality through enhanced maintenance regime.	Council FF/OFA LTA	Local Site	L	L	L	Protect Enhance
			Tennis		One standard quality macadam tennis court which is available for community use but without sports lighting.	Improve court quality through enhanced maintenance regime.			L	L	L	

WEST OXFORDSHIRE PLAYING PITCH STRATEGY & ACTION PLAN

Carterton

Site ID	Site	IMD 10% bands (1 = most deprived)	Sport	Management	Current status	Recommended actions	Partners	Site hierarchy tier	Priority	Timescales	Cost	Aim
1	Aston Village Playing Field	10	Football	Trust	One poor quality adult pitch which is overplayed by 3.5 MES per week. Aston FC is looking to improve overall pitch quality onsite to accommodate increased demand. Pitches are reported to drain poorly and be maintained insufficiently by the Trust that owns the site. Changing facilities are also said to be outdated with the Club working to construct a dedicated clubhouse facility onsite.	Improve pitch quality through enhanced maintenance regime to reduce overplay. Look to relocate some demand to an alternate site with spare capacity to alleviate overplay. Support the Club to provide improved ancillary provision onsite.	Trust FF/OFA	Local Site	H	S	M-H	Protect Enhance Provide
3	Bampton Recreation Ground	10	Football	Community Organisation	Three standard quality adult football pitches with 0.5 MES of actual spare capacity.	Improve pitch quality through enhanced maintenance regime. Maximise spare capacity to alleviate overplay of other pitches in the area.	Community FF/OFA ECB/OCB LTA	Key Centre	M	S	L	Protect Enhance Provide
			Cricket		One standard cricket square with seven grass wickets and a non-turf pitch. Bampton in the Bush CC reports it struggles with the quality of the outfield and the length of grass. The square has capacity for two additional matches per season.	Improve square quality through enhanced maintenance regime. Support Bampton in the Bush CC to improve the outfield.			L	L	L	
			Tennis		Two standard quality macadam tennis courts that are without sports lighting. Bampton TC has funding in place for resurfacing when required. The site is currently overplayed by 87 members, with this expected to rise to 172 after future demand.	Improve court quality through enhanced maintenance regime. Explore the feasibility of installing sports lighting onsite to increase site capacity.			M	L	M	
4	Bampton Town Football Club	10	Football	Sport Club	One standard quality adult football pitch with one MES of actual spare capacity.	Improve pitch quality through enhanced maintenance regime. Maximise spare capacity to alleviate overplay of other pitches in the area.	Sport Club FF/OFA	Local Site	L	L	L	Protect Enhance
10	Carterton ATP (Carterton Community College)	9	3G pitch	College/Leisure Trust	One standard quality, full-size 3G pitch which has sports lighting and on the 3G Register. The pitch is said to suffer from persistent vandalism and litter is often left on the playing surface following curricular use. The sports lighting is said to need repair. Despite being FA approved, there are no ancillary facilities onsite which limits match usage at weekends.	Improve pitch quality through enhanced maintenance regime. Ensure the provider has in place a mechanism for future sustainability, such as a sinking fund formed over time, is in place for repair and resurfacing when necessary. Ensure 3G registration is renewed when required so that the pitch can continue to support use for competitive match play. Explore the feasibility to provide ancillary provision onsite.	College Leisure Trust FF/OFA	Key Centre	M	M	H	Protect Enhance Provide

WEST OXFORDSHIRE PLAYING PITCH STRATEGY & ACTION PLAN

Site ID	Site	IMD 10% bands (1 = most deprived)	Sport	Management	Current status	Recommended actions	Partners	Site hierarchy tier	Priority	Timescales	Cost	Aim
12	Carterton Community College	9	Football	College	One standard quality adult football pitch which has discounted spare capacity due to unsecure tenure.	Improve pitch quality through enhanced maintenance regime.	College FF/OFA RFU LTA	Local Site	L	L	L	Protect Enhance
			Rugby union		One poor (M0/D1) quality senior rugby union pitch which is played to capacity through curricular demand.	Improve pitch quality through enhanced maintenance regime.			L	L	L	
			Tennis		Four poor quality macadam tennis courts that are without sports lighting and unavailable for community use.	Improve court quality through resurfacing and enhanced maintenance regime.			L	L	L	
11	Carterton Bowling Club	6	Bowls	Sports Club	One good quality flat bowling green.	Sustain green quality through dedicated maintenance regime.	Sports Club BE	Local Site	L	L	L	Protect
14	Carterton Recreation Ground - Alvescot Road	6	Football	Parish/Town Council	One poor quality adult pitch. Spare capacity is discounted due to poor quality. The site is said to suffer from vandalism, litter, dog fouling and glass onsite. Ancillary provision onsite is rated as poor quality. Carterton Town FC and Siege FC indicate plans are in place to demolish the existing pavilion and replace it with an updated facility.	Improve pitch quality through enhanced maintenance regime. Support the clubs to provide improved ancillary provision onsite.	Council FF/OFA	Local Site	M	M	M-H	Protect Enhance
25	Clanfield 85 FC (Radcot Road)	8	Football	Sport Club	Three good quality adult football pitches with actual spare capacity of three MES per week. A mini pitch overmarks one of the adult pitches. Clanfield (85) FC aspires to improve the clubhouse and changing facilities and is exploring the feasibility of installing a 3G pitch onsite.	Sustain square quality through dedicated maintenance regime. Maximise spare capacity to alleviate overplay of other pitches in the area. Explore the feasibility of improving ancillary provision onsite. Assess the viability of installing a 3G pitch onsite.	Sport Club FF/OFA	Local Site	M	L	H	Protect Enhance Provide
28	Colston Lawn Tennis Club, Broadwell	6	Tennis	Sport Club	Six good quality macadam tennis courts of which three are serviced by sports lighting.	Sustain court quality through dedicated maintenance regime.	Sport Club LTA	Local Site	L	L	L	Protect

**WEST OXFORDSHIRE
PLAYING PITCH STRATEGY & ACTION PLAN**

Site ID	Site	IMD 10% bands (1 = most deprived)	Sport	Management	Current status	Recommended actions	Partners	Site hierarchy tier	Priority	Timescales	Cost	Aim
46	Kilkenny Football Ground, Carterton	8	Football	Sport Club	<p>One adult and one youth 9v9 pitch, both of standard quality. The adult pitch is played to capacity whilst the youth pitch has 0.5 MES per week of actual spare capacity.</p> <p>Pitches at Kilkenny Football Ground are serviced by poor quality ancillary facilities; one room in the building has a collapsed roof and approximately half the seats in the stand are missing. The site is an identified priority project for football, notably for the replacement of the existing changing pavilion.</p> <p>Carterton Playing Fields has two adult, three mini 7v7 and three mini 5v5 pitches. The two adult pitches are both overmarked with 9v9 pitches. No pitches are considered to have actual spare capacity due to unsecure tenure. The site neighbours a quarry, so stones come through the soil onto the pitches frequently. The pitches recently had a red thread infestation. Despite this, they reportedly drain well, are adequately maintained and are considered to be of standard quality. However, the pitches have not been verti-drained as the club is looking to purchase a machine to conduct this maintenance. The Club is in receipt of Football Foundation Grass Pitch Maintenance Fund support, awarded from 2021 onwards.</p> <p>Carterton FC currently has a short-term lease agreement from a developer for use of Carterton Playing Fields (adjacent to Kilkenny Football Ground) which will become a rolling annual agreement once expired. The Club believes it will lose access to the site in the future, as the developer proposes to develop the playing fields (already initially established by the developer) for residential.</p>	<p>Protect the site given existing playing pitch capacity shortfalls evidenced by the PPS.</p> <p>Should a proposal come forward for development of the site(s) for alternative use, ensure that appropriate mitigating provision is able to meet Sport England Playing Fields Policy and secured for the benefit of community sport.</p> <p>In the short-term, improve pitch quality at both sites and secure tenure for the Club at Carterton Playing Fields until such time that an alternative proposal is accepted and pursued.</p> <p>Explore the potential to develop a sports hub adjacent to the existing site and for this sports hub to have a full size 3G pitch to meet the Area shortfall for 3G pitches for affiliated football team training, most of which is expressed by Carterton FC and Carterton Town FC.</p> <p>Pursue Oxfordshire FA and Football Foundation engagement with the developer and club, ensuring that the proposal can meet current NGB facility specification guidance and that new facilities are appropriate for the scale of demand and level of play.</p>	Sport Club Private FF/OFA	Local Sites (potential Hub Site)	H	S-M	H	Protect Enhance Provide
96	Carterton Playing Fields (Carterton FC)	8	Football	Private	<p>Carterton FC currently has a short-term lease agreement from a developer for use of Carterton Playing Fields (adjacent to Kilkenny Football Ground) which will become a rolling annual agreement once expired. The Club believes it will lose access to the site in the future, as the developer proposes to develop the playing fields (already initially established by the developer) for residential.</p>	<p>Ensure that any new sports hub has a football led governance model and that long-term tenure is secure at the site for Carterton FC, through either freehold or long-term leasehold. As part of this, explore opportunity for the future amalgamation of Carterton Town FC into Carterton FC, to develop one main club in the Carterton Area able to sustain and maximise use of a sports hub with a new and expanded facility offer.</p>						

**WEST OXFORDSHIRE
PLAYING PITCH STRATEGY & ACTION PLAN**

Site ID	Site	IMD 10% bands (1 = most deprived)	Sport	Management	Current status	Recommended actions	Partners	Site hierarchy tier	Priority	Timescales	Cost	Aim
					Carterton FC is in discussions with the developer regarding the creation of a new sports hub to the north of the existing pitches at Kilkenny Football Ground, in replacement of proposed loss of playing field and facilities at both Kilkenny Football Ground and Carterton Playing Field. Current plans include the development of a large clubhouse, a full size stadia 3G pitch, a small size 3G pitch, two youth 11v11 pitches, two youth 9v9 pitches and four mini pitches, a gravelled car park and a storage building for maintenance equipment. Oxfordshire FA was not engaged in the development of the proposal.							
53	Monahan Way Sports Pavilion, Carterton	8	Football	Trust	Two adult, one youth 9v9 and two mini 5v5 pitches all of poor quality. The adult and youth 9v9 pitches are overplayed by 4.5 and one MES per week respectively. The mini 5v5 pitches are played to capacity at peak time. Pitch quality is reported to be poor, with the pitches often freezing during the winter. Rabbit holes and animal fouling are prevalent onsite. It is listed in the LFFP for pitch improvements. Talks are in progress regarding the provision of a small size 3G pitch on a patch of currently unused land onsite. Whilst ancillary provision onsite is deemed to be of adequate quality, the facility doubles up as a repatriation building for those returning to Brize Norton. There are four changing rooms onsite but two are currently being used as a foodbank.	Improve pitch quality through enhanced maintenance regime to reduce overplay and in line with LFFP recommendations. Look to relocate demand to alternate sites with actual spare capacity in the area to alleviate overplay. Ensure ancillary facilities onsite are sufficient to accommodate demand.	Trust FF/OFA ECB/OCB	Local Site	M	S	M	Protect Enhance
			Cricket		One cricket square with eight grass wickets and a non-turf pitch. The square is in poor condition and is no longer used for formal cricket demand.	Retain the cricket square in the short-term as strategic reserve and reinstate in line with future demand should there be demand to do so.			-	-	-	-

**WEST OXFORDSHIRE
PLAYING PITCH STRATEGY & ACTION PLAN**

Site ID	Site	IMD 10% bands (1 = most deprived)	Sport	Management	Current status	Recommended actions	Partners	Site hierarchy tier	Priority	Timescales	Cost	Aim
57	RAF Brize Norton	8	Football	MOD	Five adult and one mini 5v5 pitch all of standard quality. Pitches are unavailable for community use.	Sustain pitch quality for RAF use.	MOD FF/OFA ECB/OCB RFU EH LTA	Local Site	L	L	L	Protect
			Cricket		One standalone non-turf pitch which is unavailable for community use.	Sustain pitch quality for RAF use.			L	L	L	
			Rugby Union		One poor (M0/D1) quality senior rugby union pitch which is unavailable for community use.	Sustain pitch quality for RAF use.			L	L	L	
			Hockey AGP		One small-size hockey suitable AGP of standard quality which have sports lighting but unavailable to the community.	Sustain pitch quality for RAF use.			L	L	L	
			Tennis		Three standard quality macadam tennis courts that are without sports lighting and unavailable to the community.	Sustain court quality for RAF use.			L	L	L	
66	St John The Evangelist CE Primary School, Carterton	10	Hockey	School	One good quality small-size hockey suitable AGP which is available to the community but without sports lighting.	Sustain pitch quality through dedicated maintenance regime.	School EH	Local Site	L	L	L	Protect
71	Station Road Recreation Ground, Brize Norton	8	Football	Parish/Town Council	One standard quality adult football pitch with one MES of actual spare capacity.	Improve pitch quality through enhanced maintenance regime. Maximise spare capacity to alleviate overplay of other pitches in the area.	Council FF/OFA ECB/OCB LTA	Local Site	M	S	L	Protect Enhance
			Cricket		One good quality cricket square with six grass wickets. Used by Minster Lovell CC, the square has capacity at all times.	Sustain square quality through dedicated maintenance regime.			L	L	L	
			Tennis		One poor quality macadam tennis court which is available for community use but without sports lighting.	Explore feasibility of improving court quality through resurfacing/refurbishment.			L	L	L	
100	Langford Cricket Club	6	Cricket	Sport Club	One standard quality cricket square with eight grass wickets. The square is overplayed by 18 matches per season. The Club indicates it has a lack of available funds to improve the playing surface onsite. Ancillary facilities are reported to be in poor condition. Langford CC has demand for both static and mobile training nets onsite.	Improve wicket quality onsite to reduce overplay. Explore the feasibility of providing a non-turf pitch onsite to alleviate overplay. Support the Club to improve ancillary facilities and provide training facilities onsite.	Sport Club ECB/OCB	Local Site	H	M	M	Protect Enhance Provide

WEST OXFORDSHIRE PLAYING PITCH STRATEGY & ACTION PLAN

Chipping Norton

Site ID	Site	IMD 10% bands (1 = most deprived)	Sport	Management	Current status	Recommended actions	Partners	Site hierarchy tier	Priority	Timescales	Cost	Aim
20	Chipping Norton Cricket Club	10	Cricket	Sport Club	One good quality cricket square with 15 grass wickets and a non-turf pitch. The square is played to capacity on Saturdays but has capacity on Sundays and midweek. Chipping Norton CC indicates facilities onsite do not meet ground requirements as there are only two changing rooms and no umpires changing room.	Sustain square quality through dedicated maintenance regime. Support the Club to ensure facilities onsite comply with ground grading regulations.	Sport Club ECB/OCB	Local Site	M	S	L	Protect Provide
21	Chipping Norton Leisure Centre	9	Hockey AGP	Trust	One small-size hockey suitable AGP which has sports lighting and available for community use. The pitch was resurfaced in 2019 and is of good quality.	Sustain pitch quality through dedicated maintenance regime. Ensure sinking fund is in place for refurbishment when necessary.	Trust EH FF/OFA LTA	Local Site	L	L	M	Protect
			Tennis		Four good quality artificial tennis courts that have sports lighting and available for community use. Courts are supported by good quality ancillary provision.	Sustain court quality through dedicated maintenance regime.			L	L	L	
30	Enstone Sports And Social Club	9	Football	Sport Club	Two good quality adult football pitches with actual spare capacity of 1.5 MES per week. Charlbury Town Youth FC and Enstone FC have plans to create a 3G pitch onsite.	Sustain pitch quality through dedicated maintenance regime. Maximise spare capacity to alleviate overplay of other pitches in the area. Assess the viability of installing a 3G pitch onsite.	Sport Club FF/OFA ECB/OCB	Local Site	M	S	H	Protect Provide
			Cricket		One standalone non-turf pitch of adequate quality which is not known to be used.	Sustain wicket quality through dedicated maintenance regime.			L	L	L	
38	Great And Little Tew Cricket Club	6	Cricket	Sport Club	Two good quality cricket squares with 16 and six wickets respectively. Both squares have actual spare capacity at all times.	Sustain square quality through dedicated maintenance regime. Maximise spare capacity to alleviate overplay of other pitches in the area.	Sport Club ECB/OCB	Local Site	M	S	L	Protect

**WEST OXFORDSHIRE
PLAYING PITCH STRATEGY & ACTION PLAN**

Site ID	Site	IMD 10% bands (1 = most deprived)	Sport	Management	Current status	Recommended actions	Partners	Site hierarchy tier	Priority	Timescales	Cost	Aim
39	Greystones, Chipping Norton	10	Football	Sport Club	One youth 11v11, one youth 9v9, one mini 7v7 and one mini 5v5 all of which are standard quality. The youth 11v11 and mini 7v7 pitches each have actual spare capacity of 0.5 MES per week. The youth 9v9 and mini 5v5 pitches are played to capacity at peak time. The site suffers from damage by rabbits. It is supported by standard quality ancillary facilities although these are said to be too far away from the youth 9v9 pitch.	Improve pitch quality through enhanced maintenance regime. Maximise spare capacity to alleviate overplay of other pitches in the area. Support Chipping Norton Swifts to access the scout hut with neighbours the youth 9v9 pitch.	Sport Club FF/OFA RFU BE	Key Centre	M	S	L	Protect Enhance
			Rugby Union		Three senior, two junior and five mini pitches, all of good (M2/D1) quality. One senior pitch has sports lighting. The pitch with sports lighting is overplayed by one MES per week whilst remaining pitch types are all played to capacity at peak times. The clubhouse onsite is too small to accommodate two senior teams. The Club has achieved planning permission for redevelopment to expand its social space and to improve the heating system servicing the changing rooms. The RFU identified this as a priority project and expansion work is now taking place. Green, low-cost energy solutions will be required to ensure the building remains sustainable.	Sustain pitch quality through dedicated maintenance regime. Explore reallocating match and training demand to alleviate overplay of the senior pitch with sports lighting. Support the Club to provide increased sports lighting with backlighting to create a sports lit training area on site. Support the expansion and improvement of ancillary facilities onsite in line with RFU recommendations. Consider whether the Club could utilise S106/CIL funding for improvements due to considerable local housing growth.			H	M	M-H	
			Bowls		One good quality bowling green used by Chipping Norton BC which operates within the recommended capacity range.	Sustain green quality through dedicated maintenance regime.			L	L	L	
45	Jubilee Playing Field, Middle Barton	8	Football	Community Organisation	One standard quality adult football pitch which is currently unused.	Improve pitch quality through enhanced maintenance regime. Maximise spare capacity to alleviate overplay of other pitches in the area.	Community FF/OFA LTA BE	Local Site	M	S	L	Protect Enhance
			Tennis		One poor quality macadam tennis court without sports lighting.	Improve court quality via enhanced maintenance regime/resurfacing.			L	L	L	
			Bowls		One good quality flat bowling green used by Middle Barton BC.	Sustain green quality through dedicated maintenance regime.			L	L	L	
60	Sandford Park	8	Cricket	Sport Club	One good quality cricket square with 16 grass wickets which has capacity on Sundays.	Sustain square quality through dedicated maintenance regime.	Cricket ECB/OCB	Local Site	L	L	L	Protect
64	Soho Farmhouse (Oxfordshire)	6	Tennis	Commercial Management	Four good quality macadam tennis courts that are available for community use but without sports lighting.	Sustain court quality through dedicated maintenance regime.	Commercial LTA	Local Site	L	L	L	Protect

WEST OXFORDSHIRE PLAYING PITCH STRATEGY & ACTION PLAN

Site ID	Site	IMD 10% bands (1 = most deprived)	Sport	Management	Current status	Recommended actions	Partners	Site hierarchy tier	Priority	Timescales	Cost	Aim
82	Walterbush Road Ground, Chipping Norton	4	Football	Sport Club	Disused site. Previously home to Chipping Norton Town FC and accommodated a single adult pitch but the Club had to relocate to Enstone Sports and Social Club after losing ownership of the site. The pitch has not been used or maintained since 2014.	Protect the site given existing playing pitch capacity shortfalls evidenced by the PPS. Should a proposal come forward for development of the site for alternative use, ensure that appropriate mitigating re-provision is able to meet Sport England Playing Fields Policy and secured for the benefit of community sport.	Council FF/OFA	Local site	-	-	-	Protect
102	Kitebrook Preparatory School, Moreton-in-Marsh	6	Tennis	School	Two standard quality macadam tennis courts that are unavailable for community use.	Improve pitch quality through enhanced maintenance regime.	School LTA	Local Site	L	L	L	Protect Enhance

WEST OXFORDSHIRE PLAYING PITCH STRATEGY & ACTION PLAN

Eynsham – Woodstock

Site ID	Site	IMD 10% bands (1 = most deprived)	Sport	Management	Current status	Recommended actions	Partners	Site hierarchy tier	Priority	Timescales	Cost	Aim
5	Bartholomew School Pitches, Eynsham	10	Football	School	One standard quality youth 9v9 pitch which is unavailable for community use.	Improve pitch quality through enhanced maintenance regime.	School FF/OFA	Local Site	L	L	L	Protect Enhance
6	Bartholomew Sports Centre, Eynsham	10	Cricket	Trust	One standard quality cricket square with eight grass wickets. The square is currently unused.	Improve square quality through enhanced maintenance regime. Maximise spare capacity to alleviate overplay of other pitches in the area.	Trust ECB/OCB FF/OFA EH LTA	Local Site	M	S	L	Protect Enhance
			Hockey AGP		One standard quality, small-size, sand filled AGP which has sports lighting and available for community use.	Improve pitch quality through enhanced maintenance regime. Ensure sinking fund is in place for refurbishment when necessary.			L	M	M	
			Tennis		Four standard quality macadam tennis courts which are without sports lighting.	Improve court quality through enhanced maintenance regime.			L	L	L	
15	Cassington Recreation Ground	9	Football	Sport Club	One good quality adult football pitch with actual spare capacity of one MES.	Sustain pitch quality through dedicated maintenance regime. Maximise spare capacity to alleviate overplay of other pitches in the area.	Sport Club FF/OFA ECB/OCB LTA	Local Site	M	S	L	Protect Enhance
			Cricket		One good quality cricket square with six grass wickets that currently lies unused.	Sustain pitch quality through dedicated maintenance regime. Maximise spare capacity to alleviate overplay of other pitches in the area.			M	S	L	
			Tennis		Two artificial tennis courts of standard quality that are available for community use.	Improve pitch quality through enhanced maintenance regime.			L	L	L	
27	Cokethorpe School	10	Football	Independent School	Three adult, two youth 11v11, two youth 9v9, two mini 7v7 and two mini 5v5 pitches all of good quality. All pitches are unavailable for community use.	Sustain pitch quality for curricular use.	School FF/OFA ECB/OCB RFU	Local Site	L	L	L	Protect Enhance
			Cricket		Two cricket squares with ten and seven grass wickets respectively, both of good quality. The ten wicket square is used to capacity on Saturdays by Oxford Downs CC but has capacity on Sundays and midweek. The seven wicket square is used only for curricular demand.	Sustain pitch quality through dedicated maintenance regime. Maximise spare capacity to alleviate overplay of other pitches in the area.			M	S	L	
			Rugby Union		Three senior and four junior pitches which are unavailable for community use. All pitches are considered to be poor (M0/D1) quality and played to capacity through curricular use.	Improve pitch quality through enhanced maintenance regime.			L	L	L	
			Hockey AGP		Two standard quality, full size, sand based pitches without sports lighting. Both pitches were built in 2006. The pitches are not available for wider community use although Wychwood HC has a relationship with the School which allows the Club access at weekends for matches. The Club trains at Wood Green School midweek due to the presence of sports lighting.	Improve pitch quality through enhanced maintenance regime. Ensure a sinking fund is in place for repair and resurfacing when necessary. Seek to formally secure tenure for the Club if possible, or alternatively consider potential for relocation of all hockey activity to Wood Green School if able to be formally secured at that site.			M	S	L	

**WEST OXFORDSHIRE
PLAYING PITCH STRATEGY & ACTION PLAN**

Site ID	Site	IMD 10% bands (1 = most deprived)	Sport	Management	Current status	Recommended actions	Partners	Site hierarchy tier	Priority	Timescales	Cost	Aim
29	Combe Playing Field	10	Football	Sport Club	One adult, one youth 9v9, one mini 7v7 and one mini 5v5 pitch all of standard quality. The adult pitch is played to capacity whilst the mini pitches are played to capacity at peak time. The youth 9v9 pitch has 0.5 MES per week of actual spare capacity.	Improve pitch quality through enhanced maintenance regime.	Sport Club FF/OFA ECB/OCB	Local Site	L	L	L	Protect Enhance
			Cricket		One standard quality cricket square with eight grass wickets. Combe CC indicates the outfield onsite is in poor condition as it is used for football through the winter. The square has capacity on Saturdays, Sundays and midweek.	Improve square quality through enhanced maintenance regime.			L	L	L	
31	Eynsham Community Primary School	9	Football	School	One standard quality mini 5v5 pitch which is unavailable for community use.	Improve pitch quality through enhanced maintenance regime.	School FF/OFA EH	Local Site	L	L	L	Protect Enhance
			Hockey AGP		One poor quality, small-size, hockey suitable AGP which is available for community use but without sports lighting.	Improve pitch quality through resurfacing when feasibly possible.			L	L	L	
32	Eynsham Hall Sports Ground	9	Football	Sport Club	Two adult and one youth 9v9 pitch, all of standard quality. Both pitch formats have 0.5 MES per week of actual spare capacity.	Improve pitch quality through enhanced maintenance regime. Maximise spare capacity to alleviate overplay of other pitches in the area.	Sport Club FF/OFA	Local Site	M	S	L	Protect Enhance
33	Eynsham Playing Field (North Side)	9	Football	Community Organisation	Two adult and one mini 5v5 pitch, all of good quality. Both pitch formats have one MES per week of actual spare capacity.	Sustain pitch quality through dedicated maintenance regime. Maximise spare capacity to alleviate overplay of other pitches in the area.	Community FF/OFA	Local Site	M	S	L	Protect
34	Eynsham Playing Field (South Side)	5	Football	Community Organisation	One adult and one mini 7v7 pitch, both of good quality. The adult pitch is played to capacity at peak time whilst the mini pitch has 0.5 MES per week of actual spare capacity.	Sustain pitch quality through dedicated maintenance regime. Maximise spare capacity to alleviate overplay of other pitches in the area.	Community FF/OFA	Local Site	M	S	L	Protect
36	Freeland Playing Field	10	Football	Parish/Town Council	One standard quality adult pitch which is played to capacity at peak time. Freeland FC is working to improve pitch quality in line with recommendations made in the FA's PIP report onsite.	Improve pitch quality through enhanced maintenance regime.	Council FF/OFA ECB/OCB	Local Site	L	L	L	Protect Enhance Provide
			Cricket		One standard quality cricket square with six grass wickets. It is not known what agreement Freeland CC has in place for access to the site. The Club is also without an onsite pavilion. The square is overplayed by 13 matches per season.	Improve square quality through enhanced maintenance regime to reduce overplay. Look to relocate some demand to an alternate site with spare capacity/install a non-turf pitch to alleviate overplay. Explore the feasibility of providing a pavilion onsite.			H	S	H	

WEST OXFORDSHIRE PLAYING PITCH STRATEGY & ACTION PLAN

Site ID	Site	IMD 10% bands (1 = most deprived)	Sport	Management	Current status	Recommended actions	Partners	Site hierarchy tier	Priority	Timescales	Cost	Aim
43	Hanborough Playing Fields, Long Hanborough	10	Football	Parish/Town Council	One standard quality adult football pitch with actual spare capacity of one MES per week.	Improve pitch quality through enhanced maintenance regime. Maximise spare capacity to alleviate overplay of other pitches in the area.	Council FF/OFA ECB/OCB LTA BE	Key Centre	M	S	L	Protect Enhance
			Cricket		One good quality grass cricket square with six wickets. It is used by Hanborough CC and has actual spare capacity at all times.	Sustain square quality through dedicated maintenance regime. Maximise spare capacity to alleviate overplay of other pitches in the area.			M	S	L	
			Tennis		One poor quality macadam tennis court with sports lighting.	Improve court quality via enhanced maintenance regime/resurfacing.			L	L	L	
			Bowls		One standard quality flat bowling green used by Hanborough BC. The green operates within the recommended capacity range.	Improve green quality through enhanced maintenance regime.			L	L	L	
56	Oxford Downs Cricket Club, Standlake	9	Cricket	Sport Club	One good quality cricket square with 15 grass wickets and a non-turf pitch. The square is played to capacity on Saturdays but has capacity on Sundays and midweek.	Sustain square quality through dedicated maintenance regime.	Sport Club ECB/OCB	Local Site	L	L	L	Protect
61	School Piece, Eynsham	9	Cricket	Sport Club	One standard quality grass cricket square with ten grass wickets which is overplayed by six matches per season.	Improve square quality through enhanced maintenance regime to alleviate overplay.	Cricket ECB/OCB	Local Site	M	S	L	Protect Enhance
70	Standlake Village Hall	9	Tennis	Community	Three standard quality macadam tennis courts that have sports lighting and available to the community. Lower Windrush TC has plans to resurface the courts and construct a clubhouse onsite. It believes if it could offer changing, toilet and refreshment facilities it would be able to attract more members.	Improve pitch quality through enhanced maintenance regime. Monitor Lower Windrush TC's growth and support the Club to remain within the recommended capacity.	Community LTA	Local Site	M	L	L	Protect Enhance
75	Tackley Village Hall	8	Football	Community Organisation	One standard quality adult football pitch which is currently unused. It has one MES of actual spare capacity.	Improve pitch quality through enhanced maintenance regime. Maximise spare capacity to alleviate overplay of other pitches in the area.	Community FF/OFA	Local Site	M	S	L	Protect Enhance

**WEST OXFORDSHIRE
PLAYING PITCH STRATEGY & ACTION PLAN**

Site ID	Site	IMD 10% bands (1 = most deprived)	Sport	Management	Current status	Recommended actions	Partners	Site hierarchy tier	Priority	Timescales	Cost	Aim
78	The Marlborough Church Of England School, Woodstock	10	Football	School	Two youth 11v11, one youth 9v9, one mini 7v7 and two mini 5v5 pitches, all of standard quality. All pitch types have discounted spare capacity due to unsecure tenure.	Improve pitch quality through improved quality and increased regularity of maintenance. Develop a site wide multi-pitch community use offer for football, which takes in potential new 3G pitch and grass pitch provision.	School FF/OFA RFU LTA	Local Site (potential Hub Site)	M	S-M	L	Protect Enhance Provide
			3G pitch		Oxfordshire FA reports previous discussions with the School regarding potential to develop a 3G pitch on the playing field. More recently, Woodstock Town FC has engaged with the School regarding a potential 3G facility, which could also be used by local club Stonesfield Strikers. Woodstock Town FC has potential to relocate to land directly east of the School site as part of proposals for alternative development of its existing site nearby. There is potential housing growth of c5,000 units by 2031 in Woodstock as set out in the WODC local plan.	Explore feasibility to develop a full size 3G pitch onsite to meet the identified Area 3G pitch shortfall for affiliated team training. Should a 3G pitch be developed, ensure the provider has in place a mechanism for future sustainability, such as a sinking fund formed over time, for repair and resurfacing of a potential new 3G pitch when necessary. If a 3G pitch is developed onsite, ensure 3G registration is achieved so that the pitch can continue to support use for competitive match play. Improve quality and access to ancillary facilities to service a potential new 3G pitch if required.			H	S	H	
			Rugby Union		Two senior rugby union pitches of poor (M0/D1) quality. Pitches are played to capacity via curricular demand.	Improve pitch quality through enhanced maintenance regime.			L	L	L	
			Tennis		Four standard quality macadam tennis courts that are available for community use but without sports lighting. The courts are overmarked for netball.	Improve court quality through enhanced maintenance regime.			L	L	L	
90	Woodstock Bowls & Tennis Club	10	Tennis	Sport Club	Four standard quality macadam tennis courts that are available for community use but without sports lighting. The site is considerably overplayed by Woodstock TC.	Improve court quality through enhanced maintenance regime. Explore options to increase court capacity onsite and reduce/alleviate overplay.	Sport Club LTA BE	Local Site	M	M	M	Protect Enhance Provide
			Bowls		One standard quality flat bowling green. Woodstock BC currently operates within the recommended site capacity although it is expected to exceed this after considering future demand.	Improve green quality through enhanced maintenance regime. Monitor future club growth to ensure increased demand does not cause green quality to deteriorate.			M	L	L	
91	Woodstock C Of E Primary School	10	Football	School	One mini 5v5 pitch of standard quality which is available for community use but has unsecure tenure.	Improve pitch quality through enhanced maintenance regime. Formalise community use agreement to provide users with security of tenure.	School FF/OFA	Local Site	M	S	L	Protect Enhance

**WEST OXFORDSHIRE
PLAYING PITCH STRATEGY & ACTION PLAN**

Site ID	Site	IMD 10% bands (1 = most deprived)	Sport	Management	Current status	Recommended actions	Partners	Site hierarchy tier	Priority	Timescales	Cost	Aim
92	Woodstock Town FC	10	Football	Sport Club/ Private	One standard quality adult football pitch which is played to capacity by Woodstock Town FC, playing at Step 6 of the National League System and with two men's teams. The pitch is without sports lighting. Though managed by the Club via leasehold, the land is owned by Blenheim Estates which is understood to have proposals for alternative development of the site as residential. The current site is landlocked on four sides and offers little scope for expansion or improvement.	In the short-term, improve pitch quality through improved and more regular maintenance practices. Should a proposal come forward for development of the site for alternative use, ensure that appropriate mitigating reprovision is able to meet Sport England Playing Fields Policy and secured for the benefit of community sport. Explore options for relocation of the football club site and reprovision of grass pitch and ancillary facilities at land east of The Marlborough Church Of England School, to develop a better quality facility offer able to accommodate future growth.	Sport Club Private FF/OFA	Local Site	H	L	H	Protect Enhance
93	Wootton War Memorial Playing Field	8	Football	Sport Club	One standard quality adult football pitch which is overplayed by 0.5 MES per week.	Improve pitch quality through enhanced maintenance regime to alleviate overplay.	Sport Club FF/OFA ECB	Local Site	M	S	L	Protect Enhance
			Cricket		One standalone non-turf pitch.	Sustain wicket quality for recreational use.			L	L	L	
98	Bartholomew Close (Bartholomew School), Eynsham	10	Football	School	One poor quality adult football pitch which is unavailable for community use.	Improve pitch quality through enhanced maintenance regime.	School FF/OFA RFU	Local Site	L	L	L	Protect Enhance
			Rugby Union		One poor (M0/D1) quality senior rugby union pitch which is unavailable for community use. The pitch is played to capacity through curricular use.	Improve pitch quality through enhanced maintenance regime.			L	L	L	
101	Stanton Harcourt Cricket Club	7	Cricket	Parish Council	One standard quality cricket square with six wickets. The square is overplayed by 12 matches per season. Square quality is said to have deteriorated in recent years and the Club struggles to provide good wickets every match. It plans to add extra wickets in the next few years despite the high cost. Stanton Harcourt CC also has demand for non-turf practice nets to be installed onsite.	Improve wicket quality onsite to reduce overplay. Explore the feasibility of providing a non-turf pitch or additional wickets onsite to alleviate overplay. Support the Club to improve training facilities onsite.	Parish Council ECB/OCB	Local Site	H	M	M	Protect Enhance Provide

WEST OXFORDSHIRE PLAYING PITCH STRATEGY & ACTION PLAN

Witney

Site ID	Site	IMD 10% bands (1 = most deprived)	Sport	Management	Current status	Recommended actions	Partners	Site hierarchy tier	Priority	Timescales	Cost	Aim
9	Burwell Recreation Ground, Witney	9	Football	Parish/Town Council	Two standard quality adult pitches. One is overmarked with a youth 9v9 pitch and the second is overmarked with two mini 7v7 pitches. The pitches are overplayed by 2.5 MES per week. Ancillary provision is said to be in poor condition. The Town Council is looking to provide external changing facilities onsite which would include four changing rooms to service the two adult pitches. Section 106 funding is already said to be allocated for the development of these facilities.	Improve pitch quality through enhanced maintenance regime to reduce overplay. Look to relocate some demand to an alternate site with spare capacity to alleviate overplay. Support the Town Council to provide dedicated ancillary provision onsite.	Town Council FF/OFA	Local Site	H	S	H	Protect Enhance Provide
37	Glebelands Playing Field, Ducklington	8	Football	Sport Club	One adult and two youth 9v9 pitches, both of standard quality. The adult pitch is overplayed by two MES per week whilst the youth 9v9 pitches are played to capacity at peak time. Pitches are reported to drain poorly and an adult and a youth 9v9 pitch are overmarked on a cricket outfield. Ducklington FC states that ancillary provision onsite is in poor condition. The site is identified for pitch and ancillary improvements in the LFFP.	Improve pitch quality through enhanced maintenance regime to reduce overplay and in line with LFFP recommendations. Look to relocate some demand to an alternate site with spare capacity to alleviate overplay. Improve ancillary facility quality in line with LFFP recommendations.	Sport Club FF/OFA ECB/OCB	Local Site	H	M	M-H	Protect Enhance
			Cricket		One good quality cricket square with eight grass wickets which is currently unused.	Sustain pitch quality through dedicated maintenance regime. Maximise spare capacity to alleviate overplay of other pitches in the area.			M	S	L	
40	Hailey C Of E Primary School	8	Football	School	One standard quality mini 7v7 pitch and one poor quality mini 5v5 pitch that are available for community use. The mini 7v7 pitch is played to capacity at peak time whilst the mini 5v5 pitch has discounted spare capacity due to unsecure tenure.	Improve pitch quality through enhanced maintenance regime. Look to formalise a community use agreement to provide Witney Vikings Youth FC with security of tenure.	School FF/OFA	Local Site	M	M	L	Protect Enhance
41	Hailey Recreation Ground	9	Football	Parish/Town Council	One standard quality adult football pitch with actual spare capacity of 0.5 MES per week.	Improve pitch quality through enhanced maintenance regime. Maximise spare capacity to alleviate overplay of other pitches in the area.	Council FF/OFA	Local Site	M	S	L	Protect Enhance
47	King George V Playing Field (Witney)	9	Football	Parish/Town Council	One good quality adult football pitch which has actual spare capacity of 0.5 MES per week.	Sustain pitch quality through dedicated maintenance regime. Maximise spare capacity to alleviate overplay of other pitches in the area.	Council FF/OFA	Local Site	M	S	L	Protect

**WEST OXFORDSHIRE
PLAYING PITCH STRATEGY & ACTION PLAN**

Site ID	Site	IMD 10% bands (1 = most deprived)	Sport	Management	Current status	Recommended actions	Partners	Site hierarchy tier	Priority	Timescales	Cost	Aim
51	Leys Recreation Ground, Witney	4	Football	Parish/Town Council	One poor quality adult pitch and two youth 9v9, two mini 7v7 and one mini 5v5 pitch all of good quality. The adult pitch is played to capacity whilst the mini 5v5 pitch is played to capacity at peak time. The youth 9v9 and mini 7v7 pitches each have actual spare capacity of one MES per week. The adult pitch onsite is now used as an event field and has become too compacted for football use. Spartan Rangers FC previously used this pitch and are awaiting Witney Town Council to provide an alternate site for the Club. Ancillary provision onsite is deemed to be very dated and in poor condition.	Improve pitch quality through enhanced maintenance regime. Ensure that an alternate pitch is provided for Spartan Rangers FC now that the adult pitch is no longer usable. Explore the feasibility of improving ancillary facilities onsite.	Town Council FF/OFA ECB/OCB BE Parks Tennis LTA	Key Centre	H	S	L	Protect Enhance
			Cricket		One standard quality grass cricket square with six wickets that is currently unused.	Improve square quality through enhanced maintenance regime. Maximise spare capacity to alleviate overplay of other pitches in the area.			M	S	L	
			Bowls		One good quality flat bowling green used by Witney Town BC.	Sustain green quality through dedicated maintenance regime.			L	L	L	
			Tennis		Seven macadam tennis courts of standard quality which are without sports lighting.	Improve court quality through enhanced maintenance regime.			L	L	L	
58	Raleigh Crescent, Witney	10	Football	Parish/Town Council	One standard quality youth 11v11 pitch with one MES of actual spare capacity.	Improve pitch quality through enhanced maintenance regime. Maximise spare capacity to alleviate overplay of other pitches in the area.	Council FF/OFA	Local Site	M	S	L	Protect Enhance
65	South Leigh Recreation Ground	5	Football	Parish/Town Council	One standard quality adult football pitch which is currently unused and has one MES of actual spare capacity.	Improve pitch quality through enhanced maintenance regime. Maximise spare capacity to alleviate overplay of other pitches in the area.	Council FF/OFA	Local Site	M	S	L	Protect Enhance
76	The Henry Box School, Witney	4	Football	School	Two standard quality adult football pitches which are available to the community but have discounted spare capacity due to unsecure tenure.	Improve pitch quality through enhanced maintenance regime.	School FF/OFA RFU	Local Site	L	L	L	Protect Enhance
			Rugby Union		Two senior rugby union pitches of poor (M0/D1) quality. The pitches are played to capacity via curricular demand.	Improve pitch quality through enhanced maintenance regime.			L	L	L	
77	The King's School (Witney)	8	Football	School	One youth 9v9 and one mini 7v7, both of standard quality. Both pitches have discounted spare capacity due to unsecure tenure.	Improve pitch quality through enhanced maintenance regime.	School FF/OFA	Local Site	L	L	L	Protect Enhance
83	Wash Meadow, Minster Lovell	9	Football	Trust	One standard quality adult football pitch with actual spare capacity of one MES per week.	Improve pitch quality through enhanced maintenance regime. Maximise spare capacity to alleviate overplay of other pitches in the area.	Trust FF/OFA ECB/OCB	Local Site	M	S	L	Protect Enhance
			Cricket		One good quality cricket square with 16 grass wickets. Played to capacity at weekends but spare capacity during the week.	Sustain square quality through dedicated maintenance regime.			L	L	L	

**WEST OXFORDSHIRE
PLAYING PITCH STRATEGY & ACTION PLAN**

Site ID	Site	IMD 10% bands (1 = most deprived)	Sport	Management	Current status	Recommended actions	Partners	Site hierarchy tier	Priority	Timescales	Cost	Aim
84	West Witney Sports Ground	10	Football	Parish/Town Council	Two adult, two youth 9v9, two mini 7v7 and two mini 5v5 pitches, all rated as poor quality. Marked onto playing field area serving as cricket pitch outfield. Pitches mainly used by Tower Hill FC. The adult pitches are overplayed by 3.5 MES per week whilst 9v9 pitches are played to capacity. The 7v7 pitches are played to capacity at peak time whilst the 5v5 pitches have discounted spare capacity due to poor pitch quality. Pitches onsite are well maintained by the Town Council but suffer heavily from unofficial use, wildlife damage and dog fouling. A section of the playing field drains poorly and in adverse weather conditions, both adult and 9v9 pitches can be unusable over the winter months. Tower Hill FC aspires to improve drainage and create a training facility with sports lighting onsite. One good quality cricket square with 14 grass wickets. Played to capacity on Saturdays but has additional capacity on Sundays and midweek. Used by Witney Swifts CC which has a pay and play agreement for the site but the Club aspires to agree a long-term lease or be part of a management Trust, as well as taking on additional maintenance responsibilities for the cricket provision. The clubhouse has been closed to the public having fallen into a state of disrepair. Tower Hill FC uses shipping containers for storage onsite and temporary toilet facilities have been provided by the Town Council whilst the clubhouse is inaccessible. Witney Swifts CC players have no access to dedicated toilets, instead using toilet facilities in the bar area. A recent feasibility study was undertaken to explore opportunities to improve facilities and Section 106 funding accrued by the District Council has now been transferred to the Town Council to pursue a project to develop a new full size 3G pitch with sports lighting onsite.	In the short-term, improve pitch quality of both football and cricket pitches to increase suitability and capacity for use. Develop a full size 3G pitch with sports lighting at this site to meet the Area 3G pitch shortfall for affiliated football team training. Ensure that a new 3G pitch does not negatively impact on or prejudice cricket pitch provision or cricket activity. Should a 3G pitch be developed, ensure the provider has in place a mechanism for future sustainability, such as a sinking fund formed over time, for repair and resurfacing of a potential new 3G pitch when necessary. If a 3G pitch is developed onsite, ensure 3G registration is achieved so that the pitch can continue to support use for competitive match play. Develop replacement building provision to include social, changing and toilet provision able to service shared use from all onsite sports club users. Ensure that any new changing room provision is aligned with 3G pitch proposals to retain line of sight to the cricket pitch and retain compliance with local cricket league requirements. Explore options for an alternative governance model which secures long-term tenure for the sports clubs onsite and promotes multi-partner responsibility, rather than individual long-term leasehold arrangements. This could potentially be through development of a new Trust-led model or sports association, with representation from each of the resident user clubs.	Town Council FF/OFA ECB/OCB LTA BE	Key Centre (potential Hub Site)	H	S-M	H	Protect Enhance Provide
			Cricket									
			Tennis		Four standard quality macadam tennis courts that have sports lighting and available for community use. The courts are due to be repainted in 2022. Witney LTC aspires to form a long-term lease agreement with Witney Town Council to attract grant funding and improve the facilities onsite.							

WEST OXFORDSHIRE PLAYING PITCH STRATEGY & ACTION PLAN

Site ID	Site	IMD 10% bands (1 = most deprived)	Sport	Management	Current status	Recommended actions	Partners	Site hierarchy tier	Priority	Timescales	Cost	Aim
84	West Witney Sports Ground	10	Bowls	Parish/Town Council	One good quality flat bowling green used by Witney Mills BC and West Witney BC. Witney Mills BC only has access to changing facilities alongside the green at West Witney Sports Ground and so is without clubhouse, toilet or shower facilities. West Witney BC aspires to form a long-term lease agreement with Witney Town Council to attract grant funding.		Town Council FF/OFA ECB/OCB LTA BE	Key Centre (potential Hub Site)	H	S-M	H	Protect Enhance Provide
85	Witney Artificial Turf Pitch	4	3G pitch	Leisure Trust	One good quality full size FIFA approved 3G pitch which has sports lighting and available for community use. The pitch is supported by four changing rooms with showers and toilets as well as a meeting room and a kitchen. The pitch is played to capacity, with only the 16:00-17:00 Sunday slot still available.	Sustain pitch quality through a high quality and dedicated maintenance regime. Ensure the provider has in place a mechanism for future sustainability, such as a sinking fund formed over time, is in place for repair and resurfacing when necessary (as per Football Foundation Terms & Conditions). Ensure 3G registration is renewed when required so that the pitch can continue to support use for competitive match play.	Leisure Trust FF/OFA	Local Site	L	L	H	Protect
86	Witney Mills Cricket Club	9	Football	Sport Club	One standard quality adult football pitch with 0.5 MES of actual spare capacity.	Improve pitch quality through enhanced maintenance regime. Maximise spare capacity to alleviate overplay of other pitches in the area.	Sport Club FF/OFA ECB/OCB	Local Site	M	S	L	Protect Enhance
			Cricket		One good quality cricket square with 12 grass wickets which is played to capacity at weekends but has capacity during the week.	Sustain square quality through dedicated maintenance regime.			L	L	L	
87	Witney Rugby Club	8	Rugby Union	Sport Club/ Private	Five senior, four junior and six mini pitches, all good (M2/D1) quality. Two senior pitches have sports lighting, both overplayed by 1.5 MES per week due to the training and match play demand, whilst all remaining pitches have actual spare capacity. The main parcel of land at Witney Rugby Club has four senior pitches with the clubhouse, owned by the Club. It rents the adjacent field from a local farmer, on which several pitches are marked, mainly junior and mini sizes. This adjacent land offers unsecure tenure as no formal agreement is in place, although Witney Town Council has designated the field for sporting use only. The site is supported by good quality ancillaries, though changing rooms need refurbishment. The Club would also like to develop provision suitable and safe to facilitate the growth of female participation. Witney RFC has future aspirations for a two storey clubhouse development to incorporate use by Witney Hockey Club.	Sustain pitch quality through dedicated maintenance regime. Support the Club to enhance ancillary provision onsite to enable growth in women and girls rugby. Explore the feasibility of Witney RFC and Witney HC's joint aspirations to further develop and reconfigure Witney Rugby Club to service both clubs. Consider the feasibility of providing a hybrid pitch on site, should pilot projects prove hybrid pitches to be beneficial for rugby union. Consider whether the Club could utilise S106/CIL funding for improvements due to considerable local housing growth.	Sport Club Private RFU EH	Local Site (potential Key Centre)	M	M-L	H	Protect Enhance Provide

**WEST OXFORDSHIRE
PLAYING PITCH STRATEGY & ACTION PLAN**

Site ID	Site	IMD 10% bands (1 = most deprived)	Sport	Management	Current status	Recommended actions	Partners	Site hierarchy tier	Priority	Timescales	Cost	Aim
88	Wood Green School, Witney	9	Rugby Union	School	Two senior rugby union pitches of poor (M0/D1) quality that are overmarked on a cricket outfield. Pitches are played to capacity through curricular use.	Improve pitch quality through enhanced maintenance regime.	School RFU RFL EH LTA	Hub Site	L	L	L	Protect Enhance Provide
			Rugby League		Rugby Union pitches mentioned above are used by West Oxfordshire Levellers RLFC for rugby league demand through the summer and remain played to capacity.	Improve pitch quality through enhanced maintenance regime.			L	L	L	
			Hockey AGP		One full size hockey suitable AGP which is has sports lighting and available for community use. The pitch is in poor condition after being built c2004. Witney HC reports the sub-surface shock absorber has now disintegrated. It indicates the School had decided to resurface the pitch prior to the onset in 2020 of the Covid-19 pandemic. EH indicates the surface should have been replaced at least two years ago and that sports lighting levels onsite are poor, meaning late afternoon/evening fixtures maybe unable to be safely played. EH states it has recently had a breakthrough with the School and it is now exploring options for a resurface by the Summer of 2023. The School also reportedly aspires to build a clubhouse onsite which Witney HC would have input into. It currently uses changing provision at the School but returns to Witney Rugby Club as a post-match facility for social provision.	Retain the AGP as a sand based surface and the key facility to meet hockey demand in the District for the long-term. Support the School to resurface the pitch as a priority and replace/improve sports lighting. Ensure the provider has in place a mechanism for future sustainability, such as a sinking fund formed over time, for repair and resurfacing when necessary. Seek to formally secure long-term access for hockey, both for training and weekend matches. This could form a condition as part of the transition of affiliated football team training from this site to a new 3G pitch in Witney. Capacity released from the programme of use through this transfer should be prioritised to ensure hockey demand is in the first instance. Consider relocation of Wychwood HC to this site for the long-term (matches and training) if it means hockey use can be secured.			H	S	H	
			Tennis		Six standard quality macadam tennis courts which are available for community use but without sports lighting. The courts are overmarked for netball.	Improve court quality through enhanced maintenance regime.			L	L	L	
89	Wood Green Playing Fields, Witney	9	Football	Parish/Town Council	Two standard quality youth 11v11 pitches which are currently unused, providing two MES of actual spare capacity.	Improve pitch quality through enhanced maintenance regime. Maximise spare capacity to alleviate overplay of other pitches in the area.	Council FF/OFA	Local Site	M	S	L	Protect Enhance

PART 7: HOUSING GROWTH SCENARIOS

The Playing Pitch & Outdoor Sport Strategy provides an estimate of demand for pitch sport based on population forecasts and club consultation to 2031 (in line with the Local Plan period). This future demand is translated into teams likely to be generated, rather than actual pitch provision required. The Sport England Playing Pitch Calculator (PPC) adds to this, updating the likely demand generated for pitch sports based on housing increases and converts the demand into match equivalent sessions and the number of pitches required. This is achieved via team generation rates in the Assessment Report to determine how many new teams would be generated from an increase in population derived from housing growth and gives the associated costs of supplying the increased pitch provision.

The scenarios below show the additional demand for pitch sports generated from housing growth over the Local Plan period. The demand is shown in match equivalent sessions per week for most sports, except for cricket, where match equivalent sessions are by season. Training demand is expressed in either hours or match equivalent sessions. Where expressed in hours, it is expected that demand will be to either a third generation artificial grass pitch (to accommodate football demand) or an artificial grass pitch (to accommodate hockey demand). Where expressed in match equivalent sessions, it is expected training will take place on grass pitches with sports lighting.

The indicative figures assume that population growth will average 2.45 per dwelling, based on average household size for the South East Region (2019 Office for National Statistics Labour Force Survey).

The scenarios below are examples on how the PPC can be used in order to understand the potential additional demand for pitch sports from housing growth in addition to potential associated costs. It is recommended that the Council should use the PPC to test further when individual sites as they come forward or as greater details emerge.

Note that the scenarios can also be updated as required over the Local Plan period throughout the lifespan of the PPS to reflect population projections and projections, changes in the housing requirement and change in the average household size.

The number of pitches required in the following tables has been rounded up or down accordingly, however, capital and revenue costs are based on indicative pitch costs, proportionate to the total match equivalent sessions required rather than just whole pitches required. Though increases in match sessions for some sports are not sufficient to warrant the creation of new pitches, the associated costs have been incorporated and investment into alternative sites could instead be considered to increase capacity to accommodate this new demand.

All allocations – 11,513 forecasted dwellings

The total level of housing provision in West Oxfordshire in the period 2011 to 2031 is at least 15,950 homes as set out in Policy H2 of the Local Plan. This comprises 13,200 homes in the period 2011-2031 to meet West Oxfordshire's own identified housing needs and a further 2,750 homes in the period 2021-2031 to assist with the unmet housing needs of Oxford City.

The WODC Housing Land Supply Position Statement for 2020 - 2025 identifies 4,437 housing completions in the period 1st April 2011 – 31st March 2020. Set against an overall housing requirement of 15,950 homes, the remaining quantum to be provided is 11,513 (i.e. 15,950 – 4,437) in the period 1st April 2020 – 31st March 2031. The scenario below considers the impact of delivering the remaining 11,513 homes would have on playing pitch provision in West Oxfordshire.

WEST OXFORDSHIRE PLAYING PITCH STRATEGY & ACTION PLAN

The estimated additional population derived from housing growth from 11,513 forecasted dwellings is 28,206 people.

This population increase equates to 33.55 match equivalent sessions of demand per week for grass pitch sports, 1.39 match equivalent sessions of demand per week on artificial grass pitch for hockey and 228.42 match equivalent sessions of demand per season for cricket.

Training demand equates to 59.63 hours of use per week for football on 3G pitches and hockey equates to 3.42 hours of use per week on artificial grass pitches. There are also 4.42 match equivalent sessions per week of training for rugby union on a grass pitch with sports lighting and 0.38 match equivalent sessions per week of training for rugby league on a grass pitch.

Table 7.1: Likely demand for grass pitch sports generated from 11,513 forecasted dwellings

Pitch sport	Estimated demand by sport	
	Match demand (MES) per week ¹³	Training demand ¹⁴
Adult football	8.97	59.63 hours
Youth football	11.75	
Mini soccer	9.10	
Rugby union	3.41	4.42
Rugby league	0.32	0.38
Adult hockey	1.01	3.03 hours
Junior & mixed hockey (U10)	0.38	0.39 hours
Cricket	228.42	-

The table overleaf translates estimated demand into new pitch provision with associated capital and lifecycle costs. The PPC estimates the total capital cost for the anticipated growth across all pitch types would be £6,084,745 which would require an annual lifecycle cost of £946,346 per annum.

Table 7.2: Estimated demand and costs for new pitch provision

Pitch type	Estimated demand and costs for new provision				
	Number of pitches to meet demand	Capital cost ¹⁵	Lifecycle Cost (per annum) ¹⁶	Changing rooms (numbers)	Changing rooms (capital cost)
Adult football	8.97	£932,651	£196,789	17.94	£3,217,645
Youth football	11.75	£977,481	£205,271	14.91	£2,674,205
Mini soccer	9.10	£236,617	£49,690	0.00	£0
Rugby union	3.41	£496,661	£106,286	6.82	£1,223,916
Rugby league	0.32	£37,773	£8,348	0.63	£113,318
Cricket	5.09	£1,561,513	£315,426	10.18	£1,826,176
Sand based artificial grass pitches	0.25	£218,119	£6,762	0.51	£90,664
Third generation artificial grass pitches	1.57	£1,623,930	£57,774	3.14	£563,071

¹³ As per the Playing Pitch Strategy Guidance, demand for cricket is considered in terms of match equivalent sessions per season rather than per week.

¹⁴ Hours equate to access to a full size 3G pitch or hockey suitable artificial grass pitch with sports lighting

¹⁵ Sport England Facilities Costs Second Quarter 2022 – (<https://www.sportengland.org/facilities-planning/design-and-cost-guidance/cost-guidance/>)

¹⁶ Lifecycle costs are based on the % of the total project cost per annum as set out in Sport England's Life Cycle Costs Natural Turf Pitches and Artificial Surfaces documents (2012)

WEST OXFORDSHIRE PLAYING PITCH STRATEGY & ACTION PLAN

The calculator also estimates that there will be a need to provide 54.13 changing rooms to support the new pitch provision identified in the table above. The total capital cost to deliver this level of provision is estimated to be £9,708,995.

Conclusion

For the scenario above, the tables above show that through housing growth, demand will be generated for each pitch sport to a lesser or greater extent. The level of demand generated for all pitch sports is such that new provision will be required.

There is unlikely to be a requirement for new provision for rugby league or full size AGPs for hockey. Instead, as the demand generated from the housing growth does not equate to a whole pitch for these sports, contributions would be better focused on improving existing sites to increase capacity to an appropriate level. The PPS and in particular the Action Plan, as well as future consultation with NGBs, should be used to inform this (e.g. to select suitable sites).

The scenario indicates that, over the course of the Local Plan period, housing growth will result in increased demand equating to the need for at least 30 additional football pitches, at least three senior rugby union pitches and five cricket pitches. Demand also equates to the need for two full size 3G pitches.

This requirement is substantial, however, these figures are based upon the whole of West Oxfordshire District and account for approximately a decade of development, with part of the Oxfordshire Cotswold Garden Village likely to be delivered beyond the 2031 plan period. In reality, the requirements will be staggered, with existing provision able to meet some if not all of the needs when developments are considered on a case-by-case basis. This would be achieved through contributions being directed towards improvements rather than new provision.

Experience shows that only significantly large housing sites are likely to generate demand for new provision to be created. Where new pitches are required, consideration should be given to providing multi-pitch sites with suitable ancillary provision, including appropriate clubhouse/changing facilities and car parking. Single pitch sites which have been provided traditionally by developers are not considered to offer long-term sustainability. As such, if numerous developments in an area warrant new pitch provision, consideration should be given to pooling resources to create one larger site, rather than numerous smaller sites.

Where demand does not warrant new pitch provision, contributions should be used to enhance existing provision in the locality through, for example, improving quality or providing new or improved ancillary provision. The Action Plan in this document, as well as consultation with appropriate NGBs, should be used to assist in the selection of suitable sites and suitable enhancements.

Individual strategic allocations

Eynsham will play an important role in meeting new housing need because of its proximity and connections to Oxford City. A strategic urban extension of around 1,000 homes will be delivered to the west of Eynsham contributing in part to West Oxfordshire's own housing needs (450 homes) as well as the unmet housing needs of Oxford City (550 homes).

Further housing provision will be made near Eynsham on land to the north of the A40 which is identified as a 'Strategic Location for Growth' (SLG). Here a new settlement based on 'garden village' principles will be brought forward and form a new rural service centre for the District. The Council has secured Government backing for the scheme and there is a working assumption that it will provide around 2,200 new homes by 2031.

WEST OXFORDSHIRE PLAYING PITCH STRATEGY & ACTION PLAN

New housing delivery broadly aligns with PPS analysis areas as follows:

- ✦ Witney area - 4,702 homes
- ✦ Carterton area - 2,680 homes
- ✦ Chipping Norton area - 2,047 homes
- ✦ Eynsham & Woodstock area - 5,596 homes
- ✦ Burford & Charlbury area - 774 homes

A number of identified larger housing allocations referred to as 'Strategic Development Areas' (SDAs). It is anticipated that these sites will deliver around 4,050 new homes by 2031 of which 550 (on land west of Eynsham) are intended to address unmet housing need from Oxford City. This is in addition to the Oxfordshire Cotswolds Garden Village Strategic Location for Growth.

There are five individual strategic sites which are of sufficient scale to potentially require the development of onsite playing pitch provision to meet new demand generated. Each has 400 dwellings or more.

Table 7.3: Summary of strategic housing allocations identified in the Local Plan (2018)

Location	Number to be provided (approximate)	Existing permissions	Remaining Requirement (2022 onwards)
Land east of Witney	450	-	450
Land north of Witney	1,400	-	1,400
Land east of Chipping Norton	1,200	173	1,027
Land west of Eynsham	1,000	237	763
Oxfordshire Cotswold Garden Village	2,200		2,200

Table 7.4: Likely demand for grass pitch sports generated from forecasted dwellings at SDAs

Pitch sport	Estimated demand by sport	
	Match demand (MES) per week ¹⁷	Training demand ¹⁸
Land east of Witney – 1,103 new population		
Adult football	0.35	4.91 hours
Youth football	1.75	
Mini soccer	0.36	
Rugby union	0.13	0.17
Rugby league	0.01	0.01
Adult hockey	0.04	0.13 hours
Junior & mixed hockey (U10)	0.01	0.01 hours
Cricket	8.93	-
Land north of Witney – 3,430 new population		
Adult football	1.09	15.27 hours
Youth football	5.44	
Mini soccer	1.11	
Rugby union	0.41	0.54
Rugby league	0.04	0.05
Adult hockey	0.14	0.41 hours
Junior & mixed hockey (U10)	0.05	0.04 hours
Cricket	27.78	-

¹⁷ As per the PPS Guidance, demand for cricket is considered in terms of match equivalent sessions per season.

¹⁸ Hours equate to access to a full size 3G pitch or hockey suitable AGP with sports lighting

WEST OXFORDSHIRE PLAYING PITCH STRATEGY & ACTION PLAN

Pitch sport	Estimated demand by sport	
	Match demand (MES) per week ¹⁷	Training demand ¹⁸
Land east of Chipping Norton – 2,517 new population		
Adult football	0.80	11.2 hours
Youth football	3.99	
Mini soccer	0.81	
Rugby union	0.30	0.39
Rugby league	0.03	0.03
Adult hockey	0.10	0.3 hours
Junior & mixed hockey (U10)	0.03	0.03 hours
Cricket	20.38	-
Land west of Eynsham – 1,869 new population		
Adult football	0.59	3.95 hours
Youth football	0.78	
Mini soccer	0.6	
Rugby union	0.23	0.29
Rugby league	0.02	0.03
Adult hockey	0.07	0.20 hours
Junior & mixed hockey (U10)	0.03	0.03 hours
Cricket	15.14	-
Oxfordshire Cotswolds Garden Village – 5,390 new population		
Adult football	1.71	23.99 hours
Youth football	8.54	
Mini soccer	1.74	
Rugby union	0.65	0.85
Rugby league	0.06	0.07
Adult hockey	0.22	0.65 hours
Junior & mixed hockey (U10)	0.07	0.06 hours
Cricket	43.65	-

Table 7.5: Estimated demand and costs for new pitch provision

Pitch type	Estimated demand and costs for new provision				
	Number of pitches to meet demand	Capital cost ¹⁹	Lifecycle Cost (per annum) ²⁰	Changing rooms (numbers)	Changing rooms (capital cost)
Land east of Witney - capital cost £416,382, lifecycle cost £62,048 per annum				2.5	£404,431
Adult football	0 (0.35)	£36,471	£7,695	0 (0.7)	£125,826
Youth football	2 (1.75)	£145,429	£30,540	1 (0.58)	£104,567
Mini soccer	0 (0.36)	£9,251	£1,943	-	-
Rugby union	0 (0.13)	£19,421	£4,156	0 (0.27)	£47,858
Rugby league	0 (0.01)	£1,477	£326	0 (0.02)	£4,431
Cricket	0 (0.2)	£61,061	£12,334	0 (0.4)	£71,411
Sand based AGP	0 (0.01)	£9,596	£297	0 (0.02)	£3,989
3G pitches	0 (0.13)	£133,677	£4,756	0 (0.26)	£46,350
Land north of Witney - capital cost £1,295,054, lifecycle cost £192,984 per annum				7.01	£1,257,787

¹⁹ Sport England Facilities Costs Second Quarter 2021 – (<https://www.sportengland.org/facilities-planning/design-and-cost-guidance/cost-guidance/>)

²⁰ Lifecycle costs are based on the % of the total project cost per annum as set out in Sport England's Life Cycle Costs Natural Turf Pitches and Artificial Surfaces documents (2012)

WEST OXFORDSHIRE PLAYING PITCH STRATEGY & ACTION PLAN

Pitch type	Estimated demand and costs for new provision				
	Number of pitches to meet demand	Capital cost ¹⁹	Lifecycle Cost (per annum) ²⁰	Changing rooms (numbers)	Changing rooms (capital cost)
Land east of Witney - capital cost £416,382, lifecycle cost £62,048 per annum				2.5	£404,431
Adult football	0 (0.35)	£36,471	£7,695	0 (0.7)	£125,826
Youth football	2 (1.75)	£145,429	£30,540	1 (0.58)	£104,567
Mini soccer	0 (0.36)	£9,251	£1,943	-	-
Rugby union	0 (0.13)	£19,421	£4,156	0 (0.27)	£47,858
Rugby league	0 (0.01)	£1,477	£326	0 (0.02)	£4,431
Cricket	0 (0.2)	£61,061	£12,334	0 (0.4)	£71,411
Sand based AGP	0 (0.01)	£9,596	£297	0 (0.02)	£3,989
3G pitches	0 (0.13)	£133,677	£4,756	0 (0.26)	£46,350
Adult football	1 (1.09)	£113,422	£23,932	2 (2.18)	£391,307
Youth football	5 (5.44)	£452,349	£94,993	2 (1.81)	£325,212
Mini soccer	1 (1.11)	£28,774	£6,043	-	-
Rugby union	0 (0.41)	£60,398	£12,925	1 (0.83)	£148,838
Rugby league	0 (0.04)	£4,594	£1,015	0 (0.08)	£13,781
Cricket	1 (0.62)	£189,895	£38,359	1 (1.24)	£222,080
Sand based AGP	0 (0.03)	£29,841	£925	0 (0.07)	£12,404
3G pitches	0 (0.4)	£415,782	£14,792	0 (0.8)	£144,165
Land east of Chipping Norton - capital cost £403,195, lifecycle cost £62,708 per annum				3.59	£643,364
Adult football	1 (0.59)	£61,799	£13,040	1 (1.19)	£213,208
Youth football	1 (0.78)	£64,771	£13,602	1 (0.99)	£177,219
Mini soccer	1 (0.60)	£15,679	£3,293	-	-
Rugby union	0 (0.23)	£32,911	£7,043	0 (0.45)	£81,102
Rugby league	0 (0.02)	£2,503	£553	0 (0.04)	£7,509
Cricket	0 (0.34)	£103,470	£20,901	1 (0.67)	£121,007
Sand based AGP	0 (0.02)	£14,454	£448	0 (0.03)	£6,008
3G pitches	0 (0.10)	£107,607	£3,828	0 (0.21)	£37,311
Land west of Eynsham - capital cost £700,441, lifecycle cost £104,377 per annum				3.79	£680,272
Adult football	1 (0.59)	£61,338	£12,942	1 (1.18)	£211,614
Youth football	3 (2.94)	£244,676	£51,382	1 (0.98)	£175,918
Mini soccer	1 (0.6)	£15,560	£3,268	-	-
Rugby union	0 (0.22)	£32,667	£6,991	0 (0.45)	£80,502
Rugby league	0 (0.02)	£2,484	£549	0 (0.04)	£7,453
Cricket	0 (0.33)	£102,697	£20,745	0 (0.67)	£120,103
Sand based AGP	0 (0.02)	£16,137	£500	0 (0.04)	£6,708
3G pitches	0 (0.22)	£224,882	£8,001	0 (0.43)	£77,974
Oxfordshire Cotswolds Garden Village - capital cost £2,034,903, lifecycle cost £303,235 per annum				11.02	£1,976,422
Adult football	2 (1.71)	£178,226	£37,606	3 (3.43)	£614,880
Youth football	9 (8.54)	£710,743	£149,256	3 (2.85)	£511,019
Mini soccer	2 (1.74)	£45,215	£9,495	-	-
Rugby union	1 (0.65)	£94,909	£20,311	1 (1.30)	£233,883
Rugby league	0 (0.06)	£7,218	£1,595	0 (0.12)	£21,654
Cricket	1 (0.97)	£298,396	£60,276	2 (1.95)	£348,971
Sand based AGP	0 (0.05)	£46,892	£1,454	0 (0.11)	£19,491

WEST OXFORDSHIRE PLAYING PITCH STRATEGY & ACTION PLAN

Pitch type	Estimated demand and costs for new provision				
	Number of pitches to meet demand	Capital cost ¹⁹	Lifecycle Cost (per annum) ²⁰		Changing rooms (numbers) Changing rooms (capital cost)
Land east of Witney - capital cost £416,382, lifecycle cost £62,048 per annum					2.5 £404,431
Adult football	0 (0.35)	£36,471	£7,695		0 (0.7) £125,826
Youth football	2 (1.75)	£145,429	£30,540		1 (0.58) £104,567
Mini soccer	0 (0.36)	£9,251	£1,943		- -
Rugby union	0 (0.13)	£19,421	£4,156		0 (0.27) £47,858
Rugby league	0 (0.01)	£1,477	£326		0 (0.02) £4,431
Cricket	0 (0.2)	£61,061	£12,334		0 (0.4) £71,411
Sand based AGP	0 (0.01)	£9,596	£297		0 (0.02) £3,989
3G pitches	0 (0.13)	£133,677	£4,756		0 (0.26) £46,350
3G pitches	1 (0.63)	£653,304	£23,243		1 (1.26) £226,522

The calculator outputs show that all allocations except for Land east of Witney are likely to generate sufficient demand for the creation of new playing pitch provision, most sites for multiple football pitches, though Land of north of Witney suggests sufficient demand for a new cricket pitch.

The Oxfordshire Cotswolds Garden Village (now referred to as Salt Cross) is a significantly sized strategic allocation which will require the creation of a new playing field site to service the substantial number of new homes to be provided. The PPC indicates that demand would be sufficient to require the creation of 13 new football pitches, as well as one senior rugby union pitch, one cricket pitch and one full size 3G pitch.

The PPC outputs suggest there would be insufficient demand from new allocations to require the creation of new pitch provision for both rugby league and for full size AGPs for hockey. Instead, it is recommended that contributions would be better focused on improving existing sites to increase capacity to an appropriate level. The PPS and in particular the Action Plan, as well as future consultation with NGBs, should be used to inform this (e.g. to select suitable sites).

PART 8: DELIVER THE STRATEGY AND KEEP IT ROBUST AND UP TO DATE

Delivery

The PPS provides guidance for maintenance/management decisions and investment made across West Oxfordshire District. By addressing issues identified in the Assessment Report and using the strategic framework presented in this Strategy, the current and future sporting and recreational needs of the District can be met. The Strategy identifies where there is a deficiency in provision and identifies how best to resolve this in the future.

Production of this Strategy is the start of the planning process. Successful Strategy implementation and the benefits to be gained depend upon regular engagement between all partners involved and the adoption of a mutually bought into, strategic approach. It is important that this document is used in a practical manner, supports engagement with partners and encourages partnerships to be developed, to ensure that outdoor sports facilities are regarded as a vital aspect of community life and which contribute to the achievement of District Council priorities.

Each member of the Steering Group should take the lead to ensure the PPS is used and applied appropriately within their area of work and influence. The role of the Steering Group should not end with the completion of the PPS document.

To help ensure that the PPS is well used it should be regarded as the key document within the study area guiding the improvement and protection of playing pitch and outdoor sport provision. It needs to be the document to which people and agencies regularly turn to for information in respect of how current demand should be met and what actions are required to improve the situation and meet future demand. To ensure that this is achieved the Steering Group needs to have a clear understanding of how the PPS can be applied and therefore delivered.

The process of PPS development has already led to several benefits that assist its application and delivery. These include enhanced partnership work across different agendas and organisations, pooling of resources along with strengthened relationships and understanding between stakeholders, members of the Steering Group and the sporting community. The drivers behind the PPS and the work to develop the recommendations and Action Plan will have also highlighted, and helped the Steering Group to understand, the key areas to which its influence should be applied and strategy delivered.

Following sign off of the PPS, a short-term Action Plan should be prepared by the Council, in consultation with relevant partners, in order to distil the existing Action Plan and to give the Steering Group a short-term focus. This would then need to be revised through regular meetings.

Monitoring and updating

It is important that there is regular annual monitoring and review against the actions identified in the Strategy. This should be led by the Council and supported by all members of, and reported back to, the Steering Group. Understanding and learning lessons from how the PPS has been applied should be a key component of monitoring its delivery and be an on-going role of the Steering Group.

The Steering Group that takes the PPS forward should be a sub-regional group made up of representatives from the District Council as well as other partners such as the National Governing Bodies of Sport. This offers benefits in terms of joint working on strategic and cross-boundary issues and will also be more efficient in terms of administration when compared to each authority having its own individual Steering Group.

WEST OXFORDSHIRE PLAYING PITCH STRATEGY & ACTION PLAN

KKP will provide the tools used to produce the PPS to the District Council as well as training on how to use such tools, such as the Playing Pitch Database used to hold all information gathered. This will enable the monitoring and updating process to be carried out.

As a guide, if no review and subsequent update has been carried out within three years of the PPS being signed off by the steering group, Sport England and the National Governing Bodies will consider the PPS and the information on which it is based to be out of date.

The nature of the supply and in particular the demand for outdoor sports facilities will likely to have changed over the three years. Therefore, without any form of review and update within this time period it would be difficult to make the case that the supply and demand information and assessment work is sufficiently robust.

Ideally the PPS should be reviewed on an annual basis from the date it is formally signed off by the Steering Group. This will help to maintain the momentum and commitment built up during its development. Taking into account the time to develop the PPS this should also help to ensure that the original supply and demand information is no more than two years old without being reviewed.

An annual review should not be regarded as a particular resource intensive task. However, it should highlight:

- ◀ How delivery of the recommendations and action plan has progressed and any changes required to the priority afforded to each action (e.g. the priority of some may increase or reduce following the delivery of others)
- ◀ How the PPS has been applied and the lessons learnt
- ◀ Any changes to particularly important sites and/or clubs in the area (e.g. the most used or high quality sites for a particular sport) and other supply and demand information, what this may mean for the overall assessment work and the key findings and issues
- ◀ Any development of a specific sport or particular format of a sport
- ◀ Any new or emerging issues and opportunities.

Once the PPS is complete, the role of the Steering Group should evolve so that it:

- ◀ Acts as a focal point for promoting the value and importance of the PPS and outdoor sports provision in the area
- ◀ Monitors, evaluates and reviews progress with the delivery of the recommendations and action plan
- ◀ Shares lessons learnt from how the PPS has been used and how it has been applied to a variety of circumstances
- ◀ Ensures that the PPS is used effectively to input into any new opportunities to secure improved provision and influence relevant programmes and initiatives
- ◀ Maintains links between relevant parties with an interest in local outdoor sports provision;
- ◀ Reviews the need to update the PPS along with the supply and demand information and assessment work on which it is based. Further to review the group should either:
 - ◀ Provide a short annual progress and update paper;
 - ◀ Provide a partial review focussing on particular sport, pitch type and/or sub area; or
 - ◀ Lead a full review and update of the PPS document (including the supply and demand information and assessment details).
- ◀ Consider how provision for sport be made in new development, where onsite provision is required and how developer contributions are used.

WEST OXFORDSHIRE PLAYING PITCH STRATEGY & ACTION PLAN

Alongside regular Steering Group meetings, a good way to keep the PPS up to date and maintain relationships is to hold annual sport specific meetings with pitch sport National Governing Bodies and other relevant parties. These could be part of a process of updating key supply and demand information plus, if necessary, amending assessment work, tracking progress in respect of implementing action plan recommendations and highlighting new issues and opportunities.

Meetings could be timed to coincide with annual National Governing Body affiliation processes. This would help to signal changes in the number and nature of sports clubs in the area. Other information that is already collected on a regular basis such as pitch booking records for local authority and other sites should also feed into these meetings.

National Governing Bodies will also be able to confirm any further performance quality assessments undertaken within the study area. Discussion with league secretaries may also indicate annual league meetings may be useful to attend to pick up on specific issues and/or enable a review of the relevant club details to be undertaken.

The Steering Group should regularly review and refresh area by area plans taking account of any improvements in pitch quality (and hence increases in pitch capacity) and also any new negotiations for community use of education sites in the future.

It is important that the District Council maintains the data contained with the accompanying Playing Pitch Database. This will enable it to refresh and update area by area plans on a regular basis. The accompanying databases are intended to be refreshed on a season by season basis and it is important that there is cross-departmental work encompassing, for example, grounds maintenance and sports development departments, to ensure that this is achieved and that results inform subsequent annual sports facility development plans. Results should be shared with partners via a consultative mechanism.

West Oxfordshire Local Football Facility Plan

The findings of and any subsequent changes to the PPS should align with the Local Football Facility Plan (LFFP) for West Oxfordshire, which will also serve as a live document requiring concurrent management by the Football Foundation in partnership with County FAs and the local authority.


The position for formal and affiliated football provision determined and updated through the PPS should form the basis for investment into formalised football provision echoed through the LFFP, which will further explore opportunities for investment into informal, recreational, small sided and indoor football as an extension of the PPS findings, the result being a wholistic plan for partnership investment into football facilities in West Oxfordshire over the next decade. The PPS and LFFP should demonstrate synergy and should inform each other.

WEST OXFORDSHIRE PLAYING PITCH STRATEGY & ACTION PLAN

Checklist

To help ensure the Playing Pitch Strategy is delivered and is kept robust and up to date, the steering group can refer to the new methodology Stage E Checklist: Deliver the strategy and keep it robust and up to date:

<https://www.sportengland.org/how-we-can-help/facilities-and-planning/planning-for-sport>

Stage E: Deliver the strategy and keep it robust and up to date	Tick 	
	Yes	Requires Attention
Step 9: Apply & deliver the strategy		
1. Are steering group members clear on how the PPS can be applied across a range of relevant areas?		
2. Is each member of the steering group committed to taking the lead to help ensure the PPS is used and applied appropriately within their area of work and influence?		
3. Has a process been put in place to ensure regular monitoring of how the recommendations and action plan are being delivered and the PPS is being applied?		
Step 10: Keep the strategy robust & up to date		
1. Has a process been put in place to ensure the PPS is kept robust and up to date?		
2. Does the process involve an annual update of the PPS?		
3. Is the steering group to be maintained and is it clear of its on-going role?		
4. Is regular liaison with the National Governing Bodies and other parties planned?		
5. Has all the supply and demand information been collated and presented in a format (i.e. single document that can be filtered accordingly) that will help people to review it and highlight any changes?		
6. Have any changes made to the Active Places Power data been fed back to Sport England?		

APPENDIX 1: SPORTING CONTEXT

The following section outlines a series of national, regional and local policies pertaining to the study and which will have an important influence on the Strategy.

National context

The provision of high quality and accessible community outdoor sports facilities at a local level is a key requirement for achieving the targets set out by the Government and Sport England. It is vital that this strategy is cognisant of and works towards these targets in addition to local priorities and plans.

Department of Media Culture and Sport Sporting Future: A New Strategy for an Active Nation (2015)

The Government published its strategy for sport in December 2015. This strategy confirms the recognition and understanding that sport makes a positive difference through broader means and that it will help the sector to deliver five simple but fundamental outcomes: physical health, mental health, individual development, social and community development and economic development. In order to measure its success in producing outputs which accord with these aims it has also adopted a series of 23 performance indicators under nine key headings, as follows:

- ◀
- ◀ More people taking part in sport and physical activity.
- ◀ More people volunteering in sport.
- ◀ More people experiencing live sport.
- ◀ Maximising international sporting success.
- ◀ Maximising domestic sporting success.
- ◀ Maximising domestic sporting success.
- ◀ A more productive sport sector.
- ◀ A more financially and organisationally sustainable sport sector.
- ◀ A more responsible sport sector.

Sport England: Uniting the Movement (2021)

Sport and physical activity have a big role to play in improving the physical and mental health of the nation, supporting the economy, reconnecting communities and rebuilding a stronger society for all. From this notion, Sport England has recently released its new strategy, Uniting the Movement, its 10-year vision to transform lives and communities through sport and physical activity.

It seeks to tackle the inequalities long seen in sport and physical activity. Providing opportunities to people and communities that have traditionally been left behind, and helping to remove the barriers to activity, has never been more important.

There are three key objectives to the Strategy:

- ◀ Advocating for movement, sport and physical activity.
- ◀ Joining forces on five big issues
- ◀ Creating the catalyst for change

In particular, the five big issues are identified where the greatest potential is seen for preventing and tackling inequalities in sport and physical activity. Each one is a building block that, on its own, would make a difference, but together, could change things profoundly:

WEST OXFORDSHIRE PLAYING PITCH STRATEGY & ACTION PLAN

Recover and reinvent: Recovering from the biggest crisis in a generation and reinventing as a vibrant, relevant and sustainable network of organisations providing sport and physical activity opportunities that meet the needs of different people.

Connecting communities: Focusing on sport and physical activity's ability to make better places to live and bring people together.

Positive experiences for children and young people: Unrelenting focus on positive experiences for all children and young people as the foundations for a long and healthy life.

Connecting with health and wellbeing: Strengthening the connections between sport, physical activity, health and wellbeing, so more people can feel the benefits of, and advocate for, an active life.

Active environments: Creating and protecting the places and spaces that make it easier for people to be active.

The specific impact of the Strategy will be captured through programmes funded, interventions made, and partnerships forged. For each specific area of action, a set of key performance indicators will be developed. This hybrid approach will help evidence the overall progress being made by all those involved in supporting sport and physical activity.

National Planning Policy Framework (amended 2021)

The National Planning Policy Framework (NPPF) sets out planning policies for England. It details how these changes are expected to be applied to the planning system. It also provides a framework for local people and their councils to produce distinct local and neighbourhood plans, reflecting the needs and priorities of local communities.

The NPPF states the purpose of the planning system is to contribute to the achievement of sustainable development. It identifies that the planning system needs to focus on three themes of sustainable development: economic, social and environmental. A presumption in favour of sustainable development is a key aspect for any plan-making and decision-taking processes. In relation to plan-making the NPPF sets out that Local Plans should meet objectively assessed needs.

The 'promoting healthy communities' theme identifies that planning policies should be based on robust and up-to-date assessments of the needs for open space, sports and recreation facilities and opportunities for new provision. Specific needs and quantitative or qualitative deficiencies or surpluses in local areas should also be identified. This information should be used to inform what provision is required in an area.

As a prerequisite the NPPF states existing open space, sports and recreation buildings and land, including playing fields, should not be built on unless:

- ◆ An assessment has been undertaken, which has clearly shown that the open space, buildings or land is surplus to requirements.
- ◆ The loss resulting from the proposed development would be replaced by equivalent or better provision in terms of quantity and quality in a suitable location.
- ◆ The development is for alternative sports and recreational provision, the needs for which clearly outweigh the loss.

In order for planning policies to be 'sound' local authorities are required to carry out a robust assessment of need for open space, sport and recreation facilities.

WEST OXFORDSHIRE PLAYING PITCH STRATEGY & ACTION PLAN

The FA National Football Facilities Strategy (2018-28)

The Football Association's (FA) National Football Facilities Strategy (NFFS) provides a strategic framework that sets out key priorities and targets for the national game (i.e., football) over a ten-year period.

The Strategy sets out shared aims and objectives it aims to deliver on in conjunction with The Premier League, Sport England and the Government, to be delivered with support of the Football Foundation.

These stakeholders have clearly identified the aspirations for football to contribute directly to nationally important social and health priorities. Alongside this, the strategy is clear that traditional, affiliated football remains an important priority and a core component of the game, whilst recognising and supporting the more informal environments used for the community and recreational game.

Its vision is: *"Within 10 years we aim to deliver great football facilities, wherever they are needed"*

£1.3 billion has been spent by football and Government since 2000 to enhance existing football facilities and build new ones. However, more is needed if football and Government's shared objectives for participation, individual well-being and community cohesion are to be achieved. Nationally, direct investment will be increased – initially to £69 million per annum from football and Government (a 15% increase on recent years).

The NFFS investment priorities can be broadly grouped into six areas, recognising the need to grow the game, support existing players and better understand the different football environments:

- ◀ **Improve 20,000 Natural Turf pitches**, with a focus on addressing drop off due to a poor playing experience;
- ◀ **Deliver 1,000 3G AGP 'equivalents'** (mix of full size and small sided provision, including MUGAs - small sided facilities are likely to have a key role in smaller / rural communities and encouraging multi-sport offers), enhancing the quality of playing experience and supporting a sustainable approach to grass roots provision;
- ◀ **Deliver 1,000 changing pavilions/clubhouses**, linked to multi-pitch or hub sites, supporting growth (particularly in women and girls football), sustainability and providing a facility infrastructure to underpin investment in coaching, officials and football development;
- ◀ **Support access to flexible indoor spaces**, including equipment and court markings, to support growth in futsal, walking football and to support the education and skills outcomes, exploiting opportunities for football to positively impact on personal and social outcomes for young people in particular;
- ◀ **Refurbish existing stock to maintain current provision**, recognising the need to address historic under-investment and issues with refurbishment of existing facilities;
- ◀ **Support testing of technology and innovation**, building on customer insight to deliver hubs for innovation, testing and development of the game.

Local Football Facility Plans

To support in delivery of the NFFS, The FA commissioned a national project. Since 2020, every local authority across England has a Local Football Facility Plan (LFFP). Each plan is unique to its area as well as being diverse in its representation, including currently underrepresented communities.

WEST OXFORDSHIRE PLAYING PITCH STRATEGY & ACTION PLAN

Identifying strategic priorities for football facilities across the formal, recreational and informal game, LFFPs present a ten-year vision for football facilities that aims to transform the playing pitch stock in a sustainable way. They identify key projects to be delivered and act as an investment portfolio for projects that require funding. LFFPs guide the allocation of 90% of national football investment (The FA, Premier League and DCMS) and forge stronger partnerships with local stakeholders to develop key sites. This, together with local match-funding will deliver over one billion pounds of investment into football facilities over the next 10-years.

It is important to recognise that an LFFP is an investment portfolio of priority projects for potential investment - it is not a detailed supply and demand analysis of all pitch provision in a local area. Therefore, it cannot be used as a replacement for a Playing Pitch Strategy (PPS) and it will not be accepted as an evidence base for site change of use or disposal.

A LFFP will; however, build on available/existing local evidence and strategic plans and may adopt relevant actions from a PPS and/or complement these with additional investment priorities.

The FA: Time for Change Strategy (2020-24)

The FA launched its new National Game Strategy in January 2021 which aims to 'unite the game and inspire the nation'. It will do this in two ways, by 'changing the game to maximise its impact' and by 'serving the game to deliver football for all'.

To achieve this, the strategy will focus on six Game Changer objectives, to change the fabric of the game and tackle long-term issues, to make the largest possible impact in the years ahead:

- ◀ Win a major tournament
- ◀ Service > two million through a transformed media platform
- ◀ Ensure equal opportunities for every girl
- ◀ Delivery of 5,000 quality pitches
- ◀ A game free of discrimination
- ◀ Maximise the appeal and revenue of the FA cups and BFAWSL

These are underpinned by eight Serve objectives, ensuring maintenance of brilliant business-as-usual services to support the growing and evolving needs of the game:

- ◀ Trusted, progressive regulation and administration
- ◀ Safe and inclusive football pathways and environment
- ◀ Personalised and connected learning experiences
- ◀ Maximum investment into the game
- ◀ Diverse, high-performing workforce and inclusive culture
- ◀ World class venues and events
- ◀ Strong reputation and clear brand identity
- ◀ Technology enabled and insight driven

WEST OXFORDSHIRE PLAYING PITCH STRATEGY & ACTION PLAN

England and Wales Cricket Board (ECB) Inspiring Generations (2020-2024)

The England and Wales Cricket Board unveiled a new strategic plan in 2019. The strategic plan aims to connect communities and improve lives by inspiring people to discover and share their passion for cricket

The plan sets out six important priorities and activities, these are:

- ◀ ***Grow and nurture the core***
 - ◀ Create an infrastructure investment fund for First Class County Clubs (FCCs)
 - ◀ Introduce a new Community Investment Funding for FCCs and County Cricket Boards (CCBs)
 - ◀ Invest in club facilities
 - ◀ Develop the role of National Counties Cricket
 - ◀ Further invest in County Competitions
- ◀ ***Inspire through elite teams***
 - ◀ Increase investment in the county talent pathway
 - ◀ Incentivise the counties to develop England Players
 - ◀ Drive the performance system through technology and innovation
 - ◀ Create heroes and connect them with a new generation of fans
- ◀ ***Make cricket accessible***
 - ◀ Broaden cricket's appeal through the New Competition
 - ◀ Create a new digital community for cricket
 - ◀ Install non-traditional playing facilities in urban areas
 - ◀ Continue to deliver South Asian Action Plans
 - ◀ Launch a new participation product, linked to the New Competition
- ◀ ***Engage children and young people***
 - ◀ Double cricket participation in primary schools
 - ◀ Deliver a compelling and coordinated recreational playing offer from age five upwards
 - ◀ Develop our safeguarding to promote safe spaces for children and young people
- ◀ ***Transform women's and girls' cricket***
 - ◀ Grow the base through participation and facilities investment
 - ◀ Launch centres of excellence and a new elite domestic structure
 - ◀ Invest in girls' county age group cricket
 - ◀ Deliver a girls' secondary school programme
- ◀ ***Support our communities***
 - ◀ Double the number of volunteers in the game
 - ◀ Create a game-wide approach to Trust and Foundations through the cricket network
 - ◀ Develop a new wave of officials and community coaches
 - ◀ Increase participation in disability cricket

The Rugby Football Union Strategy 2021 Onwards

Through the strategy, the RFU aims to enrich lives, introduce more people to rugby union and develop the sport for future generations. The goal is to achieve this by strengthening and uniting rugby union in England and producing consistently winning England teams.

Eight key strategic priorities are identified with all investment decisions aligned to these. The strategy also outlines the RFU's core activities which form the backbone of its business operations and services to the game.

WEST OXFORDSHIRE PLAYING PITCH STRATEGY & ACTION PLAN

The priorities include four 'Game Objectives' and four 'Driving Objectives' as detailed below.

Game Objectives:

- ▶ Enjoyment – enable positive player experiences on and off the field
- ▶ Winning England – create the best possible high-performance system for England Rugby
- ▶ Welfare – enhance player welfare to protect and support the wellbeing of players
- ▶ Flourishing rugby communities – support clubs to sustain and grow themselves and to reflect society

Driving Objectives:

- ▶ Diversity & Inclusion – drive rugby union in England to reflect the diversity of society
- ▶ Understand – build a deep understanding of players, volunteers and fans to shape the future of the game
- ▶ Connect – connect with and grow the rugby community and create exceptional experiences
- ▶ Commercial and operational excellence – ensure a sustainable and efficient business model delivered by an inspired workforce

England Hockey Strategy

England Hockey's Facilities Strategy can be found [here](#). It is presently updating the incumbent strategy, to be completed in 2022.

Vision: For every hockey club in England to have appropriate and sustainable facilities that provide excellent experiences for players.

Mission: More, Better, Happier Players with access to appropriate and sustainable facilities

The 3 main objectives of the facilities strategy are:

1. PROTECT: To conserve the existing hockey provision

- There are currently over 800 pitches that are used by hockey clubs (club, school, universities) across the country. It is important to retain the current provision where appropriate to ensure that hockey is maintained across the country.

2. IMPROVE: To improve the existing facilities stock (physically and administratively)

- The current facilities stock is ageing and there needs to be strategic investment into refurbishing the pitches and ancillary facilities. England Hockey works to provide more support for clubs to obtain better agreements with facilities providers & education around owning an asset.

3. DEVELOP: To strategically build new hockey facilities where there is an identified need and ability to deliver and maintain. This might include consolidating hockey provision in a local area where appropriate.

England Hockey has identified key areas across the country where there is a lack of suitable hockey provision and there is a need for additional pitches, suitable for hockey. There is an identified demand for multi pitches in the right places to consolidate hockey and allow clubs to have all of their provision catered for at one site.

WEST OXFORDSHIRE PLAYING PITCH STRATEGY & ACTION PLAN

Rugby Football League Strategic Plan 2015 – 2021

The RFL's most recent strategy aims to establish rugby league as "a growing sport, available throughout the country, that is recognised as providing positive experience for all participants and spectators, in environments that are welcoming, inclusive, vibrant, safe and comfortable - encouraging people to return again and again, featuring:

- ◀ Financially viable and sustainable professional clubs creating stable employment opportunities, showcasing local, national and international playing talent, and leading the sport's development - and making a difference - in their own communities;
- ◀ Welcoming community clubs, putting players first, offering recreational enjoyment for children and adults alike in a safe and inclusive environment;
- ◀ A central organisation that stands out for excellence, innovation, mutual respect, integrity and inclusion that understands its role in servicing the wider sport;
- ◀ A sports that lives its values in all its decisions and actions.

This vision is underpinned by 13 core principles, including:

- ◀ **An integrated whole sport.** Each constituent part of the sport will have a responsibility to ensure the good health of the entire game;
- ◀ **Return on investment.** Investment will be targeted to ensure the sustainability of member clubs, and growth in the number and quality of players thus seeking an effective return for the game;
- ◀ **Financial parameters.** Financial distributions will be undertaken to ensure the whole of the game will move forward together;
- ◀ **Geographic expansion.** Geographic expansion of the sport should be carried out in a proportionate and sustainable manner.

Rugby League World Cup 'Inspired by 2021' Legacy Programme

The Rugby League World Cup 2021 will develop a £10 million legacy programme with funds driven into local clubs and community projects. The government investment, delivered by Sport England, is part of RLWC 2021's ambitious plan to grow the sport and make it more visible, engaging and welcoming to current and potential participants.

The funding will be split into large transformational community projects, such as changing room improvements and new artificial grass pitches with the remaining funding used for smaller scale initiatives such as supplying new kit and equipment to promote club and community development. The investment will focus on the following four key areas:

- ◀ Creating welcoming environments
- ◀ Encouraging participation growth
- ◀ Building community engagement
- ◀ Cultivating further investment

Tennis in Britain - LTA Strategy

The LTA's vision for 2019 – 2023, Tennis Opened Up includes seven strategies relating to three objectives which are built around its mission 'to grow tennis by making it relevant, accessible, welcoming and enjoyable'.

Objectives

- ◀ Increase the number of fans on our database from [623,602] to [1,000,000] by 2023.
- ◀ More people playing more often;

WEST OXFORDSHIRE PLAYING PITCH STRATEGY & ACTION PLAN

- ◀ Increase the number of adults playing tennis each year from [7.7% (4,018,600)] of the population to [8.5% (4,420,460)], and the frequency of adults playing tennis twice a month 2.5% 1,311,800 to 1.9% 1,500,000 by 2023.
- ◀ The number of children playing tennis once a week from 550,000 to 700,000 (7.9% to 10% of the population) by 2023.
- ◀ Enable 5 new players to break into the top 100 by 2023 and inspire the tennis audience.

Strategies

1. Visibility - Broaden relevance and increase visibility of tennis all year round to build engagement and participation with fans and players.
2. Innovation - Innovate in the delivery of tennis to widen its appeal.
3. Investment - Support community facilities and schools to increase the opportunities to play
4. Accessibility - Make the customer journey to playing tennis easier and more accessible for anyone
5. Engagement - Engage and collaborate with everyone involved in delivering tennis in Britain, particularly coaches and volunteers to attract and maintain more people in the game.
6. Performance - Create a pathway for British champions that nurtures a diverse team of players, people and leaders.
7. Leadership - Lead tennis in Britain to the highest standard so it is a safe, welcoming, well-run sport.

Bowls England: Strategic Plan 2014-2017

Although the Plan is out of date, it remains the most up to date available. Bowls England will provide strong leadership and work with its stakeholders to support the development of the sport of bowls in England for this and future generations.

The overall vision of Bowls England is to:

- ◀ Promote the sport of outdoor flat green bowls.
- ◀ Recruit new participants to the sport of outdoor flat green bowls.
- ◀ Retain current and future participants within the sport of flat green bowls.

In order to ensure that this vision is achieved, ten key performance targets have been created, which will underpin the work of Bowls England up until 31st March 2017.

- ◀ 115,000 individual affiliated members.
- ◀ 1,500 registered coaches.
- ◀ Increase total National Championship entries by 10%.
- ◀ Increase total national competition entries by 10%.
- ◀ Medal places achieved in 50% of events at the 2016 World Championships.
- ◀ 35 county development plans in place and operational.
- ◀ County development officer appointed by each county association.
- ◀ National membership scheme implemented with 100% uptake by county associations.
- ◀ Secure administrative base for 1st April 2017.
- ◀ Commercial income to increase by 20%.

Despite a recent fall in affiliated members, and a decline in entries into National Championships over the last five years, Bowls England believes that these aims will be attained by following core values. The intention is to:

- ◀ Be progressive.

WEST OXFORDSHIRE PLAYING PITCH STRATEGY & ACTION PLAN

- ◀ Offer opportunities to participate at national and international level.
- ◀ Work to raise the profile of the sport in support of recruitment and retention.
- ◀ Lead the sport.
- ◀ Support clubs and county associations.

England Athletics Strategic Plan – Athletics & Running: for everyone, forever – 2017 and beyond

This plan sets out England Athletics' mission, vision and strategic priorities that will direct how they work as an organisation during the coming years: what they do and how they will do it.

Vision: Make athletics and running the most inclusive and popular sport in England, led by a network of progressive clubs and organisations and supported by a sustainable, respected and trusted governing body.

For England Athletics to achieve this vision, they will focus on three values:

- Pride – taking pride in their work and demonstrating to athletes that they recognise the importance of their role in bettering athletics.
- Integrity – demonstrate integrity to earn respect and to build effective partnerships.
- Inclusivity – promote inclusivity in all their actions.

Mission: To grow opportunities for everyone to experience athletics and running, to enable them to reach their full potential.

In order to achieve their mission, England Athletics will have three strategic priorities.

1. To expand the capacity of the sport by supporting and developing its volunteers and other workforce. The target is to achieve a 6% increase every year of licensed leaders, coaches and officials.
2. To sustain and increase participation and performance levels in our sport. To achieve this, England Athletics' current targets are to increase the number of club registered athletes from (149,000 to 172,000), engage 135,000 people through the RunTogether programme and to increase athlete performance levels across all events and disciplines by 1% every year.
3. To influence participation in the wider athletics market. Their target here is to increase the number of regular athletes or runners by at least one million.

Agenda item 12 - Chipping Norton Air Quality Action Plans

West Oxfordshire District Council have advised that they're conducting a review of the Air Quality Action Plans (AQAPs) for the Air Quality Management Areas (AQMAs) in Witney and Chipping Norton.

As part of the process they are establishing a steering group to suggest and decide on suitable mitigation measures for both areas to improve on the current air quality status. They have asked that a representative from Chipping Norton Town Council be nominated to sit on the steering group. This is an important opportunity for the Town Council to have a say in how air quality can be managed and improved within Chipping Norton over the next few years, which should have a positive effect on the health and wellbeing of the residents.

The Clerk made some enquires about time commitment and process involved. The information received back is:

Meetings are likely to take between the end of February and beginning of May. There is likely to be one 2.5hr workshop, with follow up correspondence. There is a possibility of a second workshop/meeting, depending on how the project pans out. There may also be additional time required depending on how much preparation the Member would like to make and how much input the Town Council wish to have. Finally, there may be a requirement to attend an annual review meeting to assess progress and amend the Plan if required.

The Town Clerk has made further enquiries about the location of the meetings, and whether they will be an evening or daytime commitment. Once this information has been received it will be circulated with members.

Recommendation

1. That the Committee nominate a representative to sit on the Air Quality steering group.

Agenda item 13 - Planning Applications

1. **RE: SN2022178 Large Development High Street Chipping Norton**

RE APPROVED APPLICATION NO: [21/01204/FUL](#) & [21/01205/LBC](#)

PROPOSAL: To address 8 properties at High Street Chipping Norton, “Elizabeth Court”

“The plan is to allocate a new court name “Elizabeth Court” to part of the development (8 apartments off Portland Place). 5 will be addressed directly off High Street, as will the Cinema. As this is only a Court Name and not a new name we plan to use this name unless the Town Council has any strong objections to the use of this name. I have clarified that it does not need special consent as “Elizabeth” is after our late Queen.”

LOCATION: High Street, Chipping Norton, Oxfordshire

2. **APPLICATION NO:** [22/03513/HHD](#)

PROPOSAL: Proposed rear extension and alterations including new second floor flat roof dormer window.

LOCATION: 11 The Leys, Chipping Norton, Oxfordshire

3. **TO NOTE:**

Planning Appeal for original Planning Application no: [21/00801/FUL](#)

LOCATION: Land North West of 66 Over Norton Road, Chipping Norton

ENFORCEMENT NOTICE 2021/2: 20/00037/PENF